



Cite this: DOI: 10.1039/c4cs00239c

Recent advances in C–S bond formation *via* C–H bond functionalization and decarboxylation

Chao Shen,^{ab} Pengfei Zhang,^{*a} Qiang Sun,^c Shiqiang Bai,^d T. S. Andy Hor^{*cd} and Xiaogang Liu^{*cd}

The development of mild and general methods for C–S bond formation has received significant attention because the C–S bond is indispensable in many important biological and pharmaceutical compounds. Early examples for the synthesis of C–S bonds are generally limited to the condensation reaction between a metal thiolate and an organic halide. Recent chemical approaches for C–S bond formation, based upon direct C–H bond functionalization and decarboxylative reactions, not only provide new insights into the mechanistic understanding of C–S coupling reactions but also allow the synthesis of sulfur-containing compounds from more effective synthetic routes with high atom economy. This review intends to explore recent advances in C–S bond formation *via* C–H functionalization and decarboxylation, and the growing opportunities they present to the construction of complex chemical scaffolds for applications encompassing natural product synthesis, synthetic methodology development, and functional materials as well as nanotechnology.

Received 13th July 2014

DOI: 10.1039/c4cs00239c

www.rsc.org/csr

1. Introduction

Sulfur, also known as brimstone (burn stone), is a reactive nonmetal found in nature and all living organisms.¹ It is relatively scarce in the Earth's crust (~6%). However, it is the third most abundant mineral after calcium and phosphorus in the human body. Sulfur bonding plays an important role in mediating electron transfer reactions and maintaining the strength and shape of proteins.² For example, the presence of sulfur moieties is required for covalent assembly of naturally

^a College of Material Chemistry and Chemical Engineering, Hangzhou Normal University, Hangzhou, 310036, China. E-mail: chxyzpf@hotmail.com

^b College of Biology and Environmental Engineering, Zhejiang Shuren University, Hangzhou 310015, China

^c Department of Chemistry, National University of Singapore, 3 Science Drive 3, Singapore, 117543, Singapore. E-mail: chmandyh@nus.edu.sg, chmlx@nus.edu.sg

^d Institute of Materials Research and Engineering, Agency for Science and Technology and Research, 3 Research Link, Singapore, 117602, Singapore. E-mail: andyhor@imre.a-star.edu.sg, liux@imre.a-star.edu.sg



Chao Shen

Chao Shen was born in Zhejiang Province, China in 1983. He earned his BS degree in 2006 from Hangzhou Normal University. He received his MS degree (2009) from Hangzhou Normal University under the supervision of Prof. Pengfei Zhang and completed his PhD (2012) at Zhejiang University under the supervision of Prof. Xinzhi Chen and Prof. Pengfei Zhang. Then he joined the College of Biology and Environmental Engineering at Zhejiang Shuren

University. His current research interest focuses on developing a new methodology toward sulfur-containing molecules and sugar-based heterocycles.



Pengfei Zhang

Pengfei Zhang was born in Anhui, China. He obtained his Bachelor's degree (1986) from Huaibei Normal University, China, and completed his PhD degree (2001) at Zhejiang University under the supervision of Prof. Zhenchu Chen. Currently, he is a professor in the College of Science at Hangzhou Normal University. His current research effort focuses on developing green and efficient synthetic methodologies for coupling reaction, carbohydrate chemistry, enzymatic catalytic reaction, and chemical industry.

occurring polyketides and nonribosomal peptides.³ Biological macromolecules, such as enzymes and transfer ribonucleic acids (tRNAs), also contain a large amount of sulfur centers required for controlling their biological activity.⁴ The widespread attention to sulfur-based compounds is mainly due to their potential as novel pharmaceutical, agricultural and chemical agents.^{5,6} Most notably among these are sulfonamides,⁷ which have been extensively used as antibacterials, anticonvulsants, hypoglycemics and human immunodeficiency virus (HIV) protease inhibitors.⁸ Moreover, organic sulfur compounds are essential in materials science, in which the sulfur constituent can have a profound effect on the physical, electronic, and surface properties of the resultant materials.⁹

The construction of sulfur-containing compounds by chemical synthesis through simple C–S bond-forming reactions is of utmost importance in synthetic and catalytic research fields.¹⁰ Much of the work on C–S bond formation has been devoted to direct coupling of organic halides with thiols and the addition of thiols to unsaturated C–C bonds under free-radical or metal-catalyzed conditions.¹¹ Approaches that have proven successful for making sulfur-containing chiral compounds with high optical purity include asymmetric sulfa-Michael addition reaction,¹² allylic sulfonation,¹³ and Diels–Alder reaction.¹⁴ Despite their usefulness in forming C–S bonds, these methods have significant limitations, requiring either the implementation of metal–ligand combination or highly pre-functionalized precursors.




Qiang Sun

Qiang Sun was born in Shandong, China. He received his BS (2007) and MS (2010) degrees in Applied Chemistry from Qingdao Agricultural University, under the supervision of Prof. Jinsheng Shi. He is currently pursuing a PhD degree under the supervision of Prof. Xiaogang Liu in the Department of Chemistry at the National University of Singapore. His research interest focuses on materials synthesis and optical characterizations.



Shiqiang Bai

Shiqiang Bai was born in Shandong, China. He received his BS (2000) degree in Chemistry Education and MS (2003) degree in Inorganic Chemistry under the supervision of Prof. Enqing Gao from Qufu Normal University. He completed his PhD (2006) in Inorganic Chemistry at Peking University under the supervision of Prof. Chunhua Yan. He then worked as a research fellow in the group of Prof. Andy Hor at the National University of Singapore in 2006. He is now a research scientist of the Institute of Materials Research and Engineering, Agency for Science, Technology and Research. His research interest focuses on novel organic–inorganic hybrid materials for catalysis and photoluminescence applications.



T. S. Andy Hor

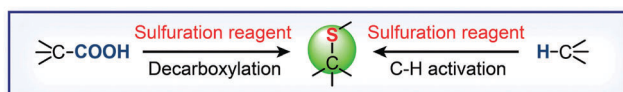
*T. S. Andy Hor obtained his BSc (Hon) from Imperial College, DPhil from Oxford University and postdoctorate in Yale University. He is the Executive Director of IMRE (A*STAR) and Professor of Chemistry and Fellow of the Teaching Academy of the National University of Singapore and Concurrent Professor of Fudan University (China). He is Fellow of the Singapore National Academy of Science (SNAS), Fellow of the*

Royal Society of Chemistry (FRSC), President of the Singapore National Institute of Chemistry (SNIC), and President of the Federation of the Asian Chemical Societies (FACS). His research interests are heterometallic materials, organometallic catalysis and supramolecular self-assembly, and has published ~340 ISI paper with ~500 annual citations in recent years.



Xiaogang Liu

Xiaogang Liu was born in Jiangxi, China. He earned his BE degree in Chemical Engineering from Beijing Technology and Business University, China. He received his MS degree in Chemistry from East Carolina University and completed his PhD at Northwestern University. He then worked as a postdoctoral fellow at MIT for two years before joining the faculty of the National University of Singapore. He holds a joint appointment with the Institute of Materials Research and Engineering. His interests include luminescent materials synthesis, supramolecular chemistry, transition metal-based catalysis, and surface science for sensing, optoelectronic and biomedical applications.



Scheme 1 Catalytic C–S bond-forming processes via decarboxylative and C–H functionalization reactions.

An important task for synthetic chemists is, therefore, to simplify the process of the C–S bond-forming reaction and minimize the amount of waste formed. Indeed, the current understanding of the mechanisms that govern the C–S coupling is surprisingly limited when compared to the knowledge gained from C–C or C–N coupling.¹⁵

In this review, we attempt to bring the readers up to date in the rapidly expanding field of research on C–S bond formation. Specifically, we will cover recent advances in catalytic C–S coupling processes involving C–H functionalization and decarboxylative reactions (Scheme 1). An emphasis will be placed on examining the scope and limitation of these catalytic transformations, highlighting gaps in knowledge and research, and understanding the mechanisms underlying the C–S bond-forming reactions. We conclude with a discussion of the likely directions of future research in the field.

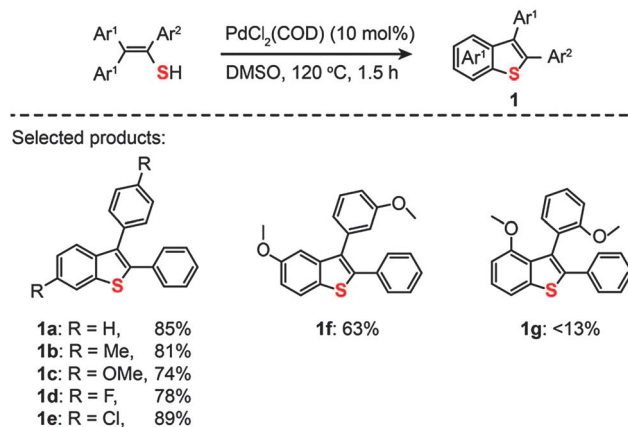
2. C–S coupling via C–H bond functionalization

The capacity to activate ubiquitous, but often inert C–H bonds has far-reaching implications in hydrocarbon functionalization that requires the cleavage of at least one C–H bond. Generally, C–H bonds are difficult to cleave directly due to their thermodynamic stability (calc. 420 kcal mol^{−1} for primary C–H bonds). Historically, C–C bond formation in alkanes *via* C–H bond activation usually relied on radical chemistry. The selective functionalization of a C–H bond with a more versatile sulfur group is less common because of the lack of suitable synthetic reagents that can tolerate the presence of sulfur functional groups. To expand this area in organic synthesis, the challenge is to identify new transition metal complexes that can overcome the thermodynamic and kinetic barriers to C–H bond activation and perform such difficult transformation with high fidelity.

2.1 C–H activation catalyzed by transition metals

The utilization of C–H activation through choice of transition metals to form carbon–heteroatom bonds constitutes a powerful tool in pharmaceutical and medicinal chemistry.¹⁶ The wide range of oxidation states in transition metals accounts for their ability to act as ideal catalysts for C–H activation. During the past decade, numerous critical reviews on transition metal-catalyzed formation of C–C bonds *via* C–H activation have appeared. Despite the promising aspects of C–H activation catalyzed by transition metals, its utility for C–S bond forming reactions became known only until recently.¹⁷

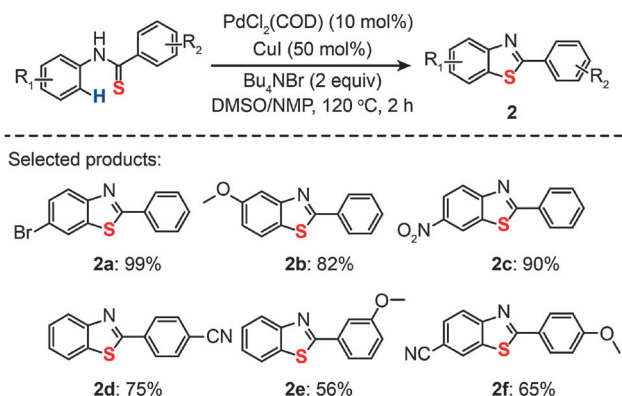
2.1.1 Pd-based catalysts. Palladium is an excellent catalyst that has been found to greatly facilitate C–S bonding *via* C–H



Scheme 2 Inamoto's Pd(II)-catalyzed direct synthesis of benzo[*b*]thiophenes.¹⁸

functionalization. The pioneering work on C–S bond-forming reactions through use of Pd(II)-based catalysts by Inamoto *et al.* in 2008 represented an important milestone in the field.¹⁸ The reaction leading to the C–S linkage was carried out using PdCl₂(COD) as the catalyst dissolved in dimethyl sulfoxide. Substituted benzothiophenes (**1a–g**) were obtained from electronically diverse thienols in moderate to good yields (Scheme 2). Although the detailed mechanism for these reactions remains unclear, this method enables direct C–H functionalization by eliminating the need for an *ortho*-halo substituted precursor. In the same year, Inamoto *et al.* devoted their efforts to exploring the substrate scope of this Pd(II)-catalyzed C–S bond-forming reaction. A similar intramolecular cyclization reaction was developed to yield 2-substituted benzothiazoles (**2**) from thiobenzanilides in the presence of PdCl₂(COD), CuI, and Bu₄NBr (Scheme 3).¹⁹ Notably, the reaction has proven to be ineffective without addition of Bu₄NBr as less than 2% of the cyclization product is obtained.

In 2010, the same group designed new Pd(II)-based catalytic systems and succeeded in the cyclization of thiobenzanilides and thioureas to produce 2-aryl-benzothiazoles and 2-amino-benzothiazoles, respectively.²⁰ Their protocol allowed molecular oxygen to be used as a reoxidant in combination with a Pd(II) catalyst. The use of molecular oxygen for aerobic oxidation in

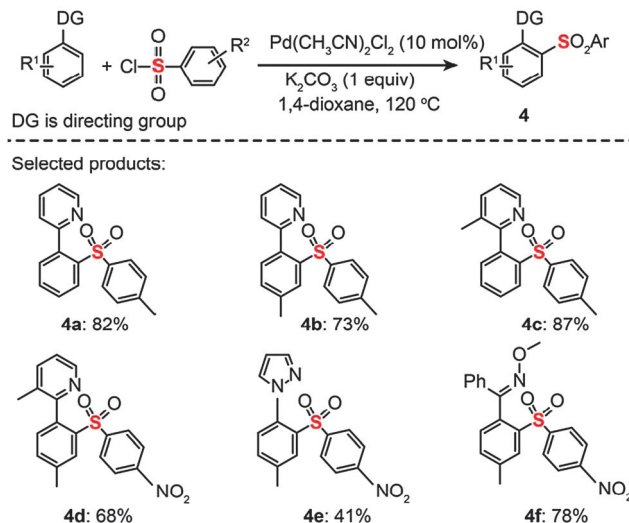


Scheme 3 Inamoto's Pd(II)-catalyzed synthesis of 2-arylbenzothiazoles.¹⁹

metal-catalyzed reactions is attractive from an environmental point of view. More recently, the authors took one step further and reported an intriguing system involving water as a reaction medium for Pd(II)-catalyzed cyclization of thiobenzanilides.²¹ Reactions proceeded under considerably mild conditions, providing a greener alternative to conventional methods for the synthesis of 2-arylbenzothiazoles. For a number of substrates, the addition of an amphiphilic surfactant greatly facilitates the cyclization reaction.

In a parallel investigation, Batey and Joyce developed a cocatalytic Pd(0)/Mn(IV) system toward the synthesis of 2-aminobenzothiazole (3) via an oxidative C–H functionalization/C–S bond formation (Scheme 4).^{22a} The cocatalyst system includes Pd(PPh₃)₄ (3 mol%) and MnO₂ (10 mol%) dispersed in CH₃CN under an oxygen atmosphere. Using this synthetic strategy, various substituted *N*-arythioureas could be converted to their corresponding products (3) in moderate to high yields under aerobic reaction conditions. To probe the mechanism of this reaction, the authors carried out a free-radical trap test. The reaction proceeded in the presence of galvinoxyl (30 mol%), precluding the existence of the radical pathway. The competing kinetic isotope effect (KIE) experiment also indicates that an electrophilic palladation mechanism does not hold.^{22b,c} Based on these observations, the authors argued that the cyclization reaction occurs through C–H bond activation over a σ -bond metathesis, wherein proton abstraction is promoted by the Pd(II)–peroxo complex formed at the transition states (Scheme 4).

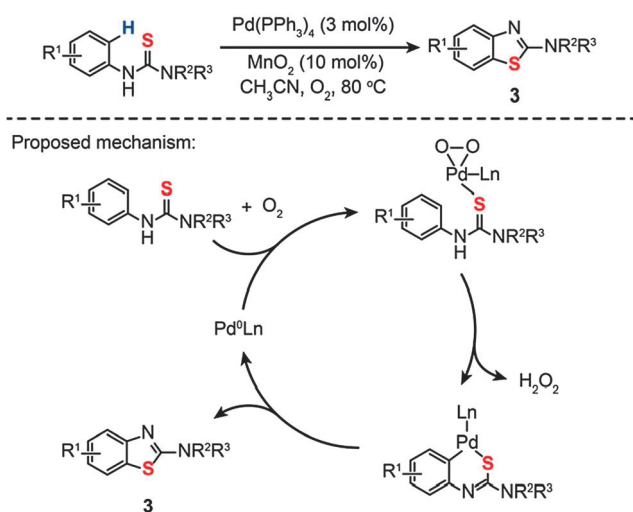
Sulfones constitute an interesting class of compounds that contain hexavalent sulfur atoms doubly bonded to two oxygen atoms and singly linked to two carbon atoms. Some of these compounds have found use in making plastics and as antibiotics to treat cancers. In 2009, the Dong group reported a Pd-catalyzed C–H bond activation/C–S cross-coupling with arylsulfonyl chlorides to produce sulfones (Scheme 5).²³ Using a catalytic amount of PdCl₂(CH₃CN)₂ (10 mol%), arylpyridine, arylpyrazole, and aryloxime ether substrates were successfully coupled to a stoichiometric amount of arylsulfonyl chloride to afford



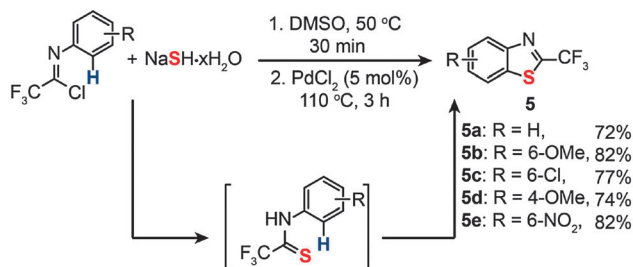
Scheme 5 Dong's Pd(II)-catalyzed C–H bond sulfonylation.²³

the corresponding diarylsulfone products (4a–f). The researchers found that the reaction conditions were tolerant of electron-donating (e.g., *p*-MeO) and electron-withdrawing (e.g., *p*-CF₃) groups. However, aliphatic sulfonyl chlorides underwent decomposition under identical reaction conditions. Interestingly, competing C–H chlorination and arylation reactions could take place when the solvent, cocatalyst, and temperature were changed. The authors argued that the C–S bond-forming processes likely occurred through either a Pd(II)/Pd(0) or Pd(II)/Pd(IV) catalytic cycle.

In 2010, Wu and co-workers reported the synthesis of 2-trifluoromethylbenzothiazoles shown in Scheme 6.^{24a} These benzothiazoles (5a–e) were formed by the treatment of trifluoromethylimidoyl chlorides and sodium hydrosulfide hydrate via Pd-catalyzed C–H bond activation. Optimal reaction conditions for benzothiazole formation were found to be pre-heating of the imidoyl chloride substrate and sodium hydrosulfide hydrate for half an hour via a traditional cross-coupling reaction. Then the reaction was followed by addition of a PdCl₂ catalyst (5 mol%) and heating of the resultant mixture at 110 °C for 3 h to complete the oxidative cross-coupling reaction. The reactions showed good tolerance to a number of functional groups such as the cyano, trifluoromethyl, and halogen groups. An attractive aspect of these Pd(II)-catalyzed reactions is the elimination of additives or oxidants typically required for this type of organic transformation. Recently, Liang and co-workers reported a similar double



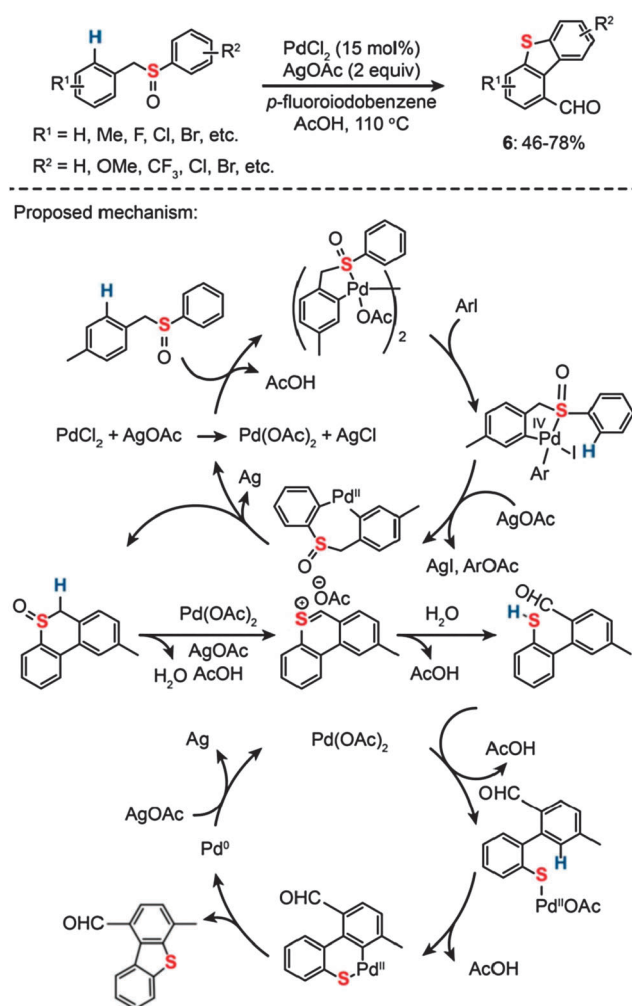
Scheme 4 Batey's Pd(0)-catalyzed synthesis of 2-aminobenzothiazole.^{22a}



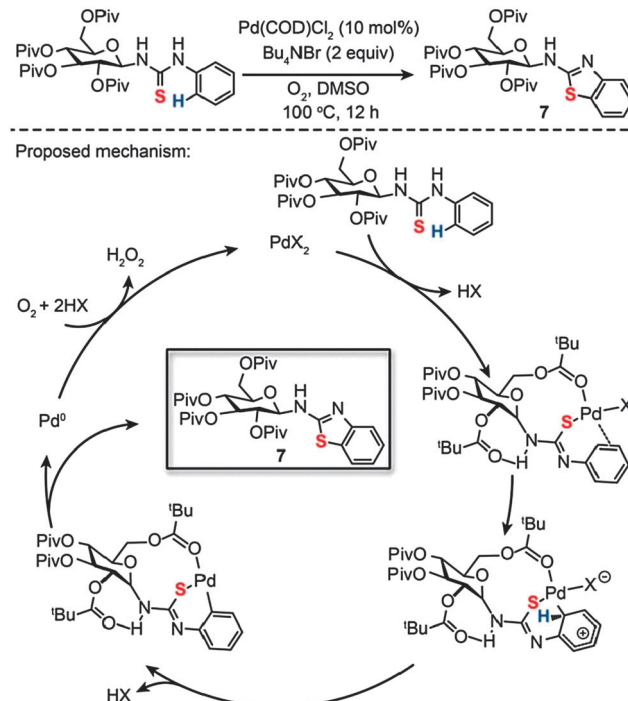
Scheme 6 Wu's synthesis of various 2-trifluoromethylbenzothiazoles.^{24a}

C–S bond formation reaction for the synthesis of benzothiazoles in which the C–S bond formation proceeded *via* both traditional cross-coupling and oxidative cross-coupling reactions.^{24b}

Dibenzothiophene is an organosulfur compound harboring a thiophene skeleton fused to two benzene rings. It eluded synthetic attempts despite its importance as a model compound representative of thiophenic structures found in coal and oil. In 2011, Samanta and Antonchick devised a solution to this synthetic challenge by introducing an efficient double C–H activation method (Scheme 7).²⁵ The authors found a way to synthesize dibenzothiophene (**6**) and its derivatives from benzyl phenyl sulfoxide precursors, which were catalyzed by PdCl₂ (15 mol%) at 110 °C in the presence of AgOAc (2 equiv.) and *p*-fluoroiodobenzene (2 equiv.). The sulfoxides bearing electron-withdrawing or -donating groups were converted to the corresponding dibenzothiophene products in good yields. On the basis of their mechanistic studies, the authors postulated that Pd(II) acts as an electrophile and coordinates to the sulfur atom, resulting in the formation of a dinuclear species (Scheme 7). Subsequent oxidative addition of aryl iodide gives rise to a



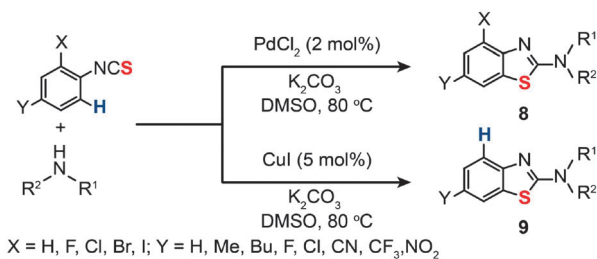
Scheme 7 Antonchick's Pd(II)-catalyzed sulfoxide-directed synthesis of dibenzothiophenes.²⁵



Scheme 8 Zhang and Liu's Pd(II)-catalyzed intramolecular C–S bond formation for synthesis of sugar-based benzothiazoles.²⁷

mononuclear complex of Pd(IV), which undergoes reductive elimination and C–H bond activation to yield a cyclic sulfoxide intermediate. In the presence of Pd(OAc)₂ and AgOAc, the sulfoxide undertakes a Pummerer rearrangement to afford a mercaptoaldehyde.²⁶ Concurrent with this Pummerer rearrangement, dibenzothiophene is formed by Pd(II)-catalyzed C–H activation *via* the formation of palladacycle intermediate **H**.

Recently, we reported a surprising discovery of synthesizing a wide range of sugar-functionalized benzothiazoles through Pd(II)-catalyzed, chemoselective intramolecular C–S coupling of glycosyl thiourea substrates (Scheme 8).²⁷ Organic compounds comprising sugar moieties have shown enormous potential for use as tumor markers and receptors, while benzothiazoles have found important therapeutic applications for treatment of diabetes and many forms of cancers. We reasoned that glycosyl benzothiazoles incorporating a combination of sugar and benzothiazole moieties would display synergistic therapeutic properties. After careful screening of metal catalysts, solvents and reaction temperatures, we found that a target glycosyl benzothiazole (**7**) can be prepared by choosing Pd(COD)Cl₂ (10 mol%) and Bu₄NBr (2 equiv.) heated at 100 °C in dimethyl sulfoxide (DMSO) after 12 h. Corroborated by theoretical calculations, our mechanistic investigations suggest that the coordination to the palladium by a pivaloyl carbonyl group and the presence of intramolecular hydrogen bonding play critical roles in dictating the efficiency and chemoselectivity of the process. The formation of a Pd(II)–arene complex shown in Scheme 8, promoted by Pd–S and Pd–O coordination, is believed to be the reaction pathway to sugar-based benzothiazole. Subsequent cyclopalladation of the Pd(II)–arene complex proceeds to form a cyclopalladated intermediate.

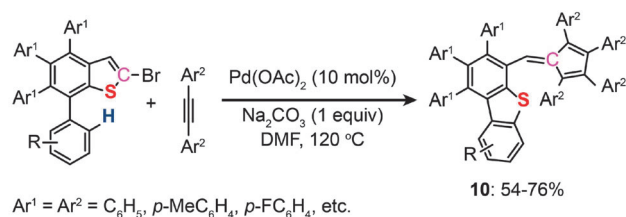
Scheme 9 Patel's Pd/Cu-catalyzed synthesis of benzothiazoles.²⁸

Reductive elimination of this intermediate leads to the corresponding glycoconjugate, with concomitant generation of Pd(II) by the reoxidation of the Pd(0) species. To illustrate the principle of using the sugar-based benzothiazoles as biomarkers, we further assessed their antitumor activity and imaged the newly synthesized compounds in live mammalian cells.

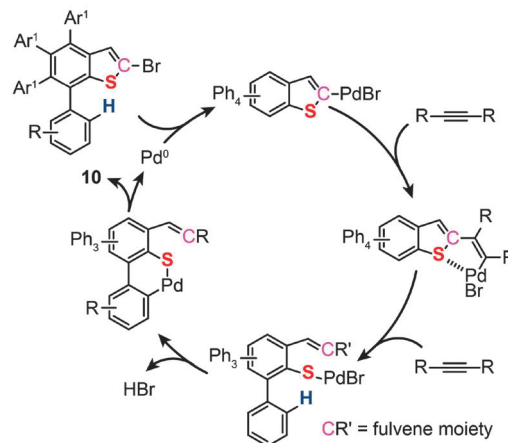
In 2012, Patel and co-workers found that regioselective formation of intramolecular C–S bonds (**8** and **9**) can take place during 2-aminobenzothiazole synthesis from 2-halo-substituted thioureas using either PdCl₂ or CuI as the catalyst (Scheme 9).²⁸ In most cases, the reactions for substrates with less reactive 2-halo groups proceeded *via* the C–H activation with the palladium in preference to the dehalogenation pathway. The specificity of the reactions appears to be controlled by the choice of the metal catalyst and the substituents on the aryl thioureas. Preliminary mechanistic studies suggested that the catalytic cycle is initiated by electrophilic attack of Pd(II) on the arene with subsequent transmetalation and reductive elimination to provide the desired benzothiazole products.

In 2011, Duan and co-workers reported the synthesis of dibenzothiophenes (**10**) and fulvenes through a catalytic ring-opening reaction of bromothiophenes with alkynes. The authors made use of Pd(II)-catalyzed C–H bond functionalization and the ring-rearrangement reaction of the bromothiophene to form a new C–S bond between the cleaved sulfur moiety and its neighboring phenyl group (Scheme 10).²⁹ On the basis of related control experiments, the authors proposed that the catalytic cycle involves formation of a vinylic palladium intermediate, cycloaddition with an alkyne and reductive elimination of a six-membered palladacycle. More recently, the same group developed a new Pd(II)-catalyzed reaction of simple thiophenes with alkynes through domino C–H/C–S bond activation.³⁰ Compared with their earlier work on dibenzothiophenes, no reactive α -C–Br bond was needed. During the course of the study, the authors found that the amount of the salt used had a significant impact on the efficiency and specificity of the reactions.

More recently, Xu and Shen have shown that Pd(CH₃CN)₄-(OTf)₂ (10 mol%) is a more suitable homogeneous catalyst for highly selective intermolecular C–H monotrifluoromethylthiolation (**11**) in AcOH, also showing good tolerance to a variety of functional groups (Scheme 11).³¹ A kinetic isotope effect was observed by comparing the rate of an intramolecular reaction involving a C–H bond to that of the reaction involving a C–D bond, suggesting that the turnover limiting step of the catalytic trifluoromethylthiolation reaction did not involve C–H bond



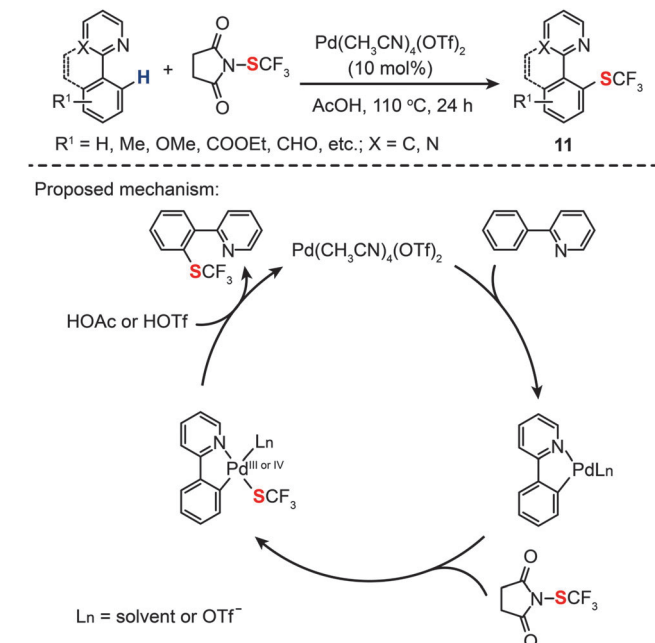
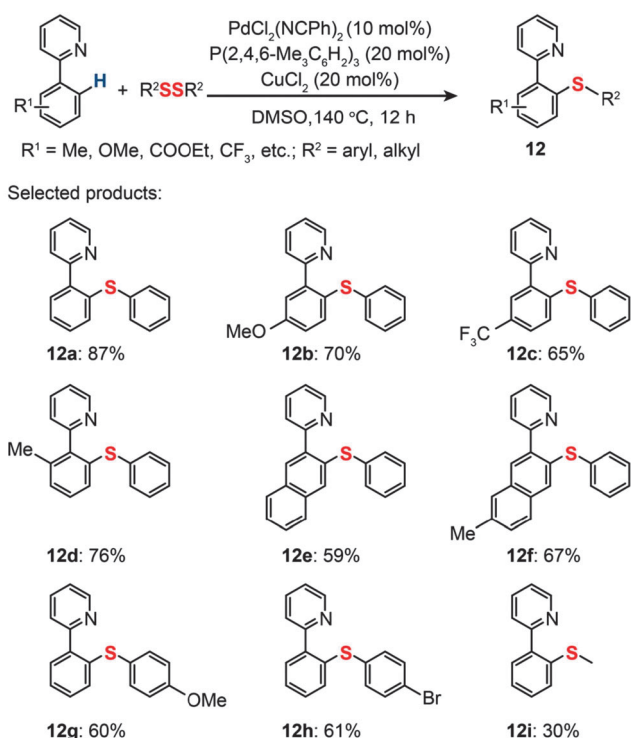
Proposed mechanism:

Scheme 10 Duan's formation of bromobenzothiophenes with alkynes.²⁹

activation. On the basis of mechanistic investigations, the authors argued that the reaction was initiated by cyclopalladation of 2-pyridylbenzene with Pd(CH₃CN)₄(OTf)₂, followed by oxidative addition of the *N*-SCF₃ bond to form a trifluoromethylthiosubstituted Pd(III) or Pd(IV) intermediate. Concurrent with the yield of the desired product, the Pd(II) species was regenerated by reductive elimination (Scheme 11).

Recently, Nishihara and co-workers reported direct thiolation of aryl C–H bonds in arenes with disulfides or thiols to afford thiolated products (**12a–i**) (Scheme 12).³² The reaction proceeded with *ortho*-selectivity attributable to the directing groups such as 2-(3-methyl)pyridyl, 2-quinolyl, 2-pyrimidyl, and bidentate 8-aminoquinoline. This protocol tolerates a variety of functional groups and substrates under mild oxidative reaction conditions. A drawback of the protocol is the requirement for an inert atmosphere and a high reaction temperature (140 °C), which may limit its range of applications.

Palladium-catalyzed cross-coupling reactions of organic or organometallic reagents have emerged as a powerful tool for C–S bond construction *via* C–H functionalization. The emergence of this direct coupling method in synthesis arises from both the advantage of simplified reaction steps and the benefit of having low-level waste made up of non-halogenated compounds. Additionally, expensive phosphine ligands are not really a necessity – unlike in the case of conventional Pd-catalyzed C–S cross-couplings, whereupon the phosphine ligands are generally required for enhanced conversion efficiency. However, further development of Pd-catalyzed C–S couplings *via* C–H bond activation remains a challenge as one has to screen a vast combination of ligands, metals, and conditions in order to identify a particular set of parameters for the coupling reactions. Design of

Scheme 11 Shen's intramolecular C–H trifluoromethylthiolation of arenes.³¹Scheme 12 Nishihara's direct thiolation of arenes with diphenyl disulfide.³²

experiments involving combinatorial methods has to be developed for the discovery of highly efficient catalytic systems.

2.1.2 Cu-based catalysts. The scope of catalytic C–S bond formation *via* C–H activation continues to be extended to Cu-based catalysts. Cu-mediated reactions such as the Ullmann reaction have been extensively used for the formation of carbon–carbon and carbon–heteroatom bonds.³³ Although

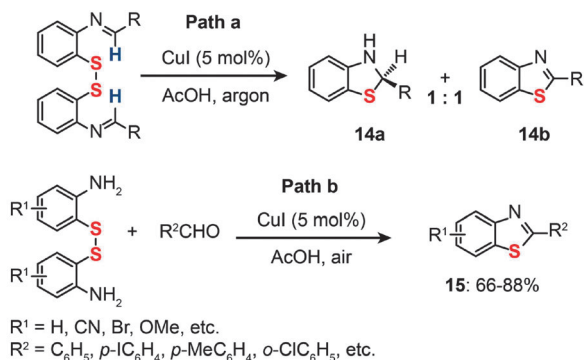
Scheme 13 Yu's thioetherification of aryl C–H bonds.³⁵

these reactions often suffer from poor solubility of the Cu salts and high reaction temperatures, the Cu-based cross-coupling reactions have been the method of choice in large-scale reactions where the Pd-based catalysts have failed. Notably, Cu-mediated dehydrogenative transformation *via* a single electron transfer (SET) process has recently been employed to generate versatile molecules involving facile carbon–heteroatom or heteroatom–atom bond formation.³⁴

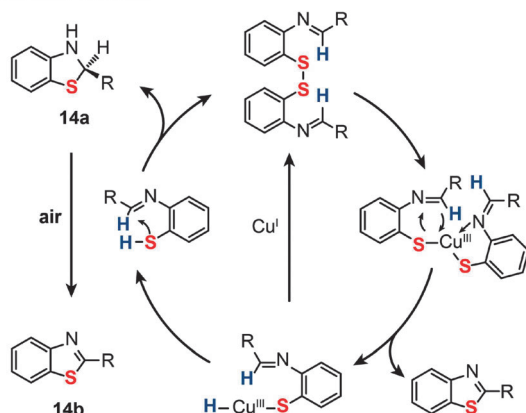
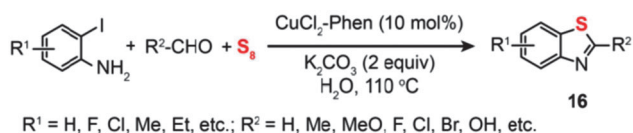
In 2006, Yu and co-workers demonstrated the cross-coupling of 2-phenylpyridine with thiophenol or dimethyl disulfide to yield thiolated products (**13a** and **13b**) through Cu(OAc)₂-catalyzed C–H functionalization (Scheme 13).³⁵ The combined use of the soluble, inexpensive Cu(II) complex as the catalyst and O₂ as a stoichiometric oxidant offers a practical advantage. This newly discovered reaction tolerates a variety of functional groups (such as alkene, alkoxy, and aldehyde), avoids the use of air-sensitive additives, and overcomes some of the limitations associated with Pd(0)-catalyzed analogues. No isotope effect was observed in an intramolecular competition experiment, suggesting a different reaction mechanism from Pd-catalyzed functionalization reactions typically governed by the isotope effect. The authors argued that a SET from the aryl ring to the pyridine-coordinated Cu(II) species leading to a cation-radical intermediate is the rate-limiting step. Their control reaction using a biphenyl group did not proceed under the identical conditions, suggesting the necessity of the pyridine–Cu(II) coordination for the SET process.

In 2009, Srogl and coworkers developed a Cu(I)-catalyzed intramolecular oxidation of iminodisulfides under an argon atmosphere. Under the optimal conditions, the starting iminodisulfide material was converted to a 1:1 mixture of 2,3-dihydro-2-arylbenzothiazole (**14a**) and 2-arylbenzothiazole (**14b**) (Scheme 14, Path a).^{36a} One year later, they presented an improved approach to synthesizing benzothiazoles (**15**) by the reaction of disulfide amines with aldehydes under relatively mild conditions (Scheme 14, Path b). The method builds upon a Cu-catalyzed activation strategy on a disulfide group, accompanied by C–H bond activation of its neighbouring imine moiety.^{36b} The mechanism by which the disulfide amines and aldehydes promote the formation of benzothiazoles in the presence of Cu(I) has been extensively investigated. The authors introduced the concept of using disulfides as the oxidant for Cu(I) in the Cu-catalyzed organic transformation. Corroborated by the gas-phase data, these experimental results provide vital insight into the origin of the benzothiazole forming reaction. Similarly, the combination of *o*-iodoaniline with aldehydes and sulfur powder can afford benzothiazoles (**16**) in a simple one-pot procedure (Scheme 15).³⁷

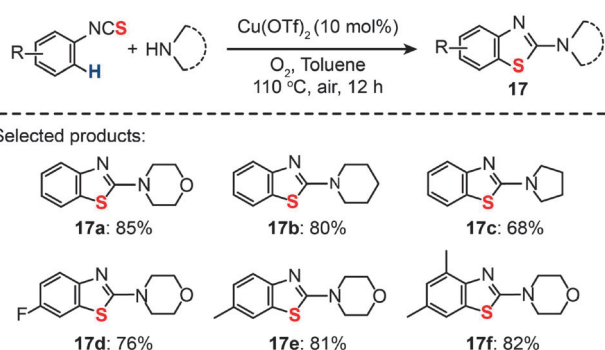
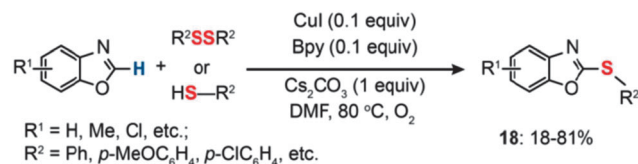
Sulfur-containing derivatives of 2-aminobenzothiazole have shown marked bacteriostatic and antitubercular activity. In 2013,



Proposed mechanism:

Scheme 14 Srogl's Cu(I)-catalyzed transformation of imine disulfide.³⁶Scheme 15 Zhou's Cu(II)-catalyzed three-component synthesis of substituted benzothiazoles.³⁷

Patel and co-workers described an efficient route to preparing 2-aminobenzothiazoles (**17a-f**) from aryl isothiocyanates by Cu(OTf)₂-catalyzed intramolecular C–H functionalization/C–S bond formation (Scheme 16).³⁸ In the presence of 10 mol% of

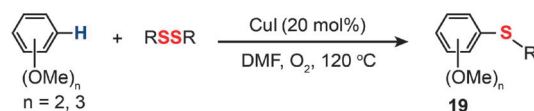
Scheme 16 Patel's Cu(II)-catalyzed synthesis of 2-aminobenzothiazoles from aryl isothiocyanates.³⁸Scheme 17 Fukuzawa's Cu(I)/Bpy-mediated thiolation of benzoxazole with diphenyl disulfide or aryl thiols.³⁹

Cu(OTf)₂ in toluene and under 1 atm of O₂ at 110 °C, both electron-poor and -rich substrates could be converted to the desired products.

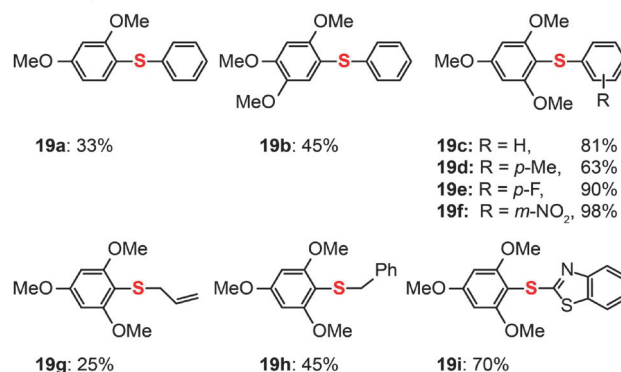
In 2009, Fukuzawa and co-workers performed the Cu(I)-catalyzed direct thiolation of benzoxazole with diaryl disulfides or aryl thiols in the presence of 10 mol% of CuI/Bpy, Cs₂CO₃, and 1 atm of O₂ (Scheme 17).³⁹ The cross-coupling reaction of benzoxazole with sulfides bearing electron-donating substituents afforded products (**18**) in good yields, while the reaction using sulfides with electron-deficient groups did not proceed.

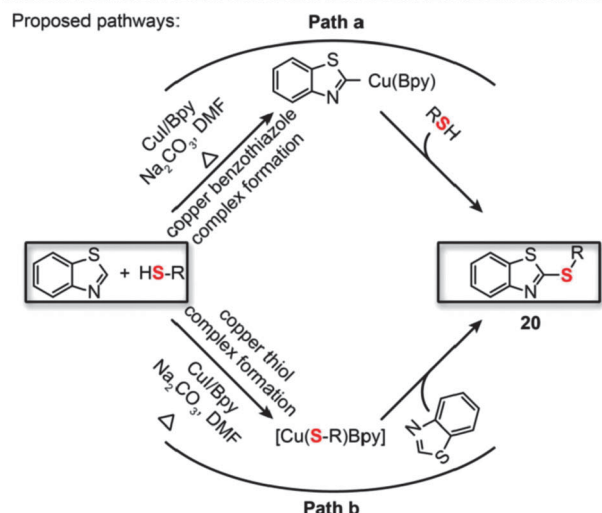
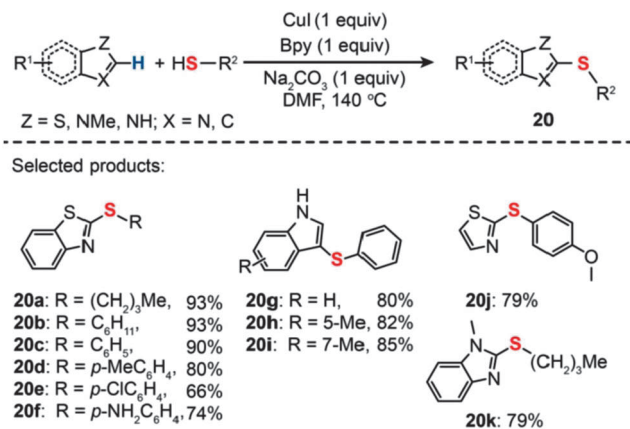
Cheng and co-workers reported that a combination of CuI (20 mol%) and O₂ catalyzes the thiolation of electron-rich arenes with diphenyl disulfides (Scheme 18).⁴⁰ The thiolation reactions carried out at 120 °C in dimethylformamide (DMF) yielded the corresponding disulfides (**19a-i**) in 25–98% yields. The scope of this system seems to be limited to di- and trimethoxy-modified arenes.

In 2011, Ranjit *et al.* developed a Cu(I)-catalyzed method for the direct thiolation of heteroarenes with aryl or alkyl thiols. The synthesis of a broad range of thiolated heteroarenes (**20a-k**) was carried out in the presence of stoichiometric CuI, Bpy, and Na₂CO₃ (Scheme 19).⁴¹ The heteroarenes under investigation included benzothiazole, benzimidazole, and indole substrates. Consistent with computational studies, the experimental results reveal that the first reactive intermediate in the form of a Cu–thiolate complex is responsible for the organic transformation.



Selected products:

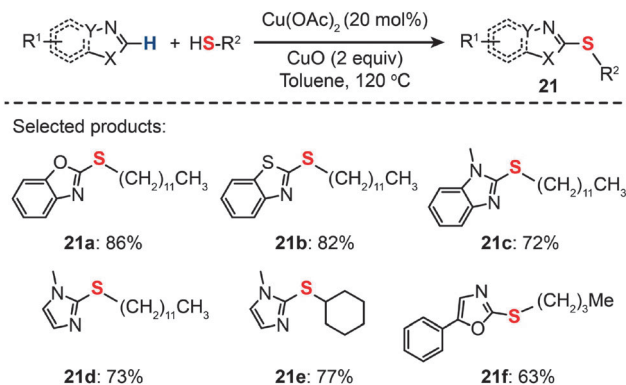
Scheme 18 Cheng's CuI-catalyzed thiolation of di- or trimethoxybenzene C–H bonds.⁴⁰



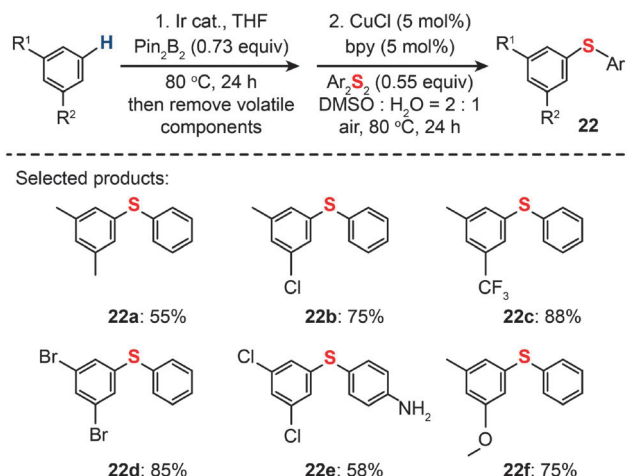
Scheme 19 Liu's CuI/Bpy-mediated direct sulfurization of heteroarene with thiols.⁴¹

The computational studies also support a stepwise reaction mechanism involving a hydrogen-atom-abstraction pathway, which dominates over many other possible pathways, including β -hydride elimination, SET, hydrogen atom transfer, oxidative addition/reductive elimination, and σ -bond metathesis. Another example of direct thiolation of heteroarenes with thiols was reported by Zhou *et al.* through the use of a Cu(OAc)₂-based catalyst.⁴² In their work, both aryl and aliphatic thiols furnished the thiolated products (**21a-f**) in moderate to good yields (Scheme 20). The reaction displayed exceptional compatibility with a wide range of heterocycles, including oxazole, thiazole, imidazole, and oxadiazole. Analogous to those proposed for similar Cu-catalyzed processes, a mechanism involving the generation of a Cu-thiolate species might be applicable to this thiolation procedure.

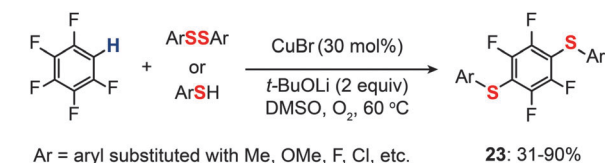
For the regioselective synthesis of diaryl chalcogenides, direct C-H functionalization of arenes is plausible. Lee and co-workers developed a two-step tandem process to generate 3,5-disubstituted diaryl chalcogenides (**22a-f**) through Ir-catalyzed C-H borylation, followed by a CuCl-catalyzed C-S coupling reaction (Scheme 21).⁴³ In contrast with monoarylthiolation, the bisarylthiolation process has proven to be more difficult. To confront this issue, Yu and co-workers in 2012 demonstrated a riveting



Scheme 20 Liu's Cu(II)-catalyzed direct thiolation of azoles with aliphatic thiols.⁴²



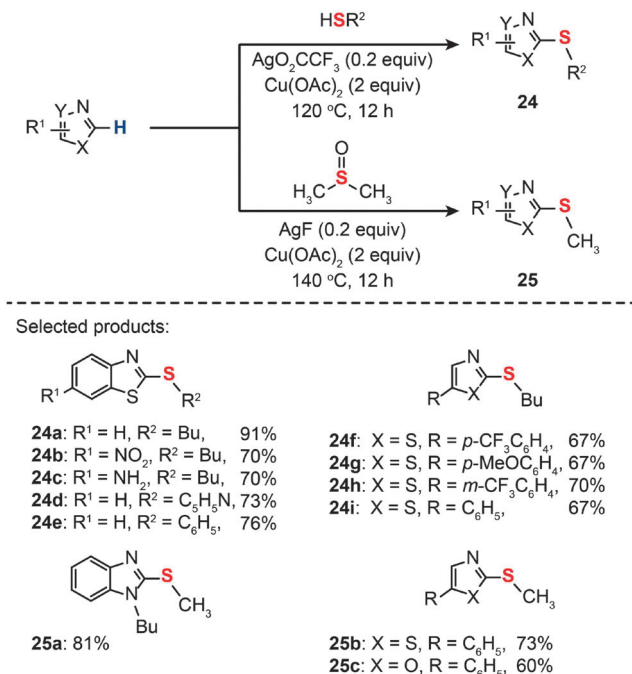
Scheme 21 Lee's tandem C-H borylation and Cu-catalyzed C-S coupling reactions.⁴³



Scheme 22 Yu's direct thiolation of pentafluorobenzene with diaryl disulfides.⁴⁴

Cu-catalyzed reaction of pentafluorobenzene with diaryl disulfides or aryl thiols through C-H bond and C-F bond activation (Scheme 22).⁴⁴ The bisarylthiolation products (**23**) were obtained in high yields when CuBr (30 mol%) and *t*BuOLi (2 equiv.) were combined in DMSO at 60 °C under an oxygen atmosphere. The authors debated that the molecular oxygen is critical for the thiolation reaction, whereas the control performed under a nitrogen atmosphere afforded the products in low yields.

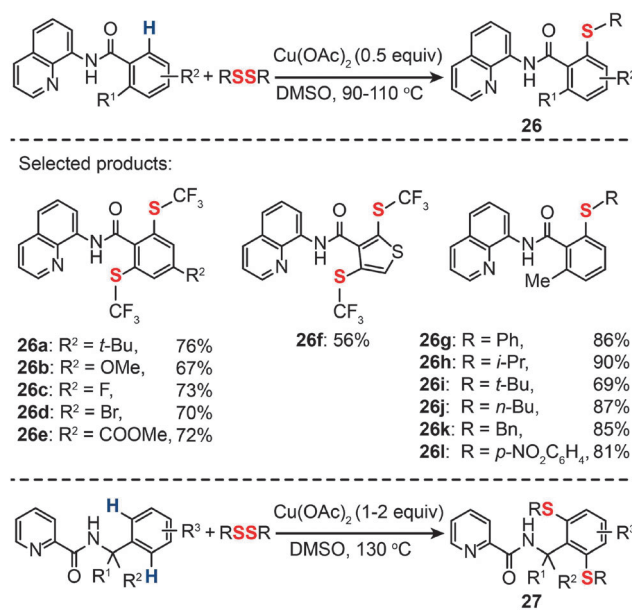
Transition metal ions are generally good electron-pair acceptors that readily bind electron-rich molecules and anions. Indeed, metal-ligand interaction can impart perturbation in the relevant frontier molecular orbitals, which potentially improves conditions for C-S coupling. Putting this idea into practice, Gao and co-workers



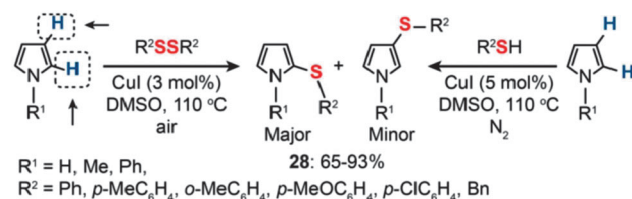
Scheme 23 Xu's Lewis acid-catalyzed, Cu(II)-mediated synthesis of heteroaryl thioethers.⁴⁵

developed transition metal-based Lewis acids as the catalysts for the synthesis of heteroaryl thioethers (**24a–i** and **25a–c**) by direct C–H thiolation of heteroarenes (Scheme 23).⁴⁵ The effective Lewis acids were found to be Ag(I), Ni(II), Au(I), Au(III), Cu(II), Zn(II), and Fe(II). The Lewis acid activation led to rate accelerations for the C–S coupling at relatively high catalyst loadings (0.2 equiv.).

The incorporation of a trifluoromethylthio group into arenes can result in a new class of chemical compounds that have found many important uses as agrochemical intermediates and antitumor drug candidates. Conventional methods typically rely on the condensation reaction between a metal thiolate and an aryl halides.⁴⁶ Alternatively, aryl trifluoromethyl sulfides can be synthesized from aryl boronic acids under relatively harsh reaction conditions.⁴⁷ In 2012, Daugulis *et al.* developed a method for an auxiliary-assisted sulfenylation of the β-C–H bonds in benzoic acid and benzylamine derivatives without needing extra steps to prefunctionalize precursors (Scheme 24).⁴⁸ The optimal reaction employed catalytic or stoichiometric Cu(OAc)₂, disulfide reagent, and DMSO solvent at elevated temperatures (90–110 °C). A broad range of arylamides bearing both electron-donating or -withdrawing groups were found to be suitable substrates for the synthesis of aryl trifluoromethyl sulfides (**26a–l** and **27**) in moderate to good yields. Other effective sulfenylating reagents for C–H bond sulfenylation include aryl and alkyl disulfides. The authors further demonstrated the applicability of their method for Cu(II)-mediated sulfenylation of amine derivatives. When compared to the sulfenylation of carboxylic acid analogues, the sulfenylation of amine derivatives needs a stoichiometric amount of the Cu(II) catalyst and higher reaction temperatures (130 °C). It is reasonable to assume that this Cu(II)-catalyzed aerobic oxidative coupling should proceed



Scheme 24 Daugulis's Cu(II)-mediated sulfenylation of carboxylic acid and amine derivatives.⁴⁸

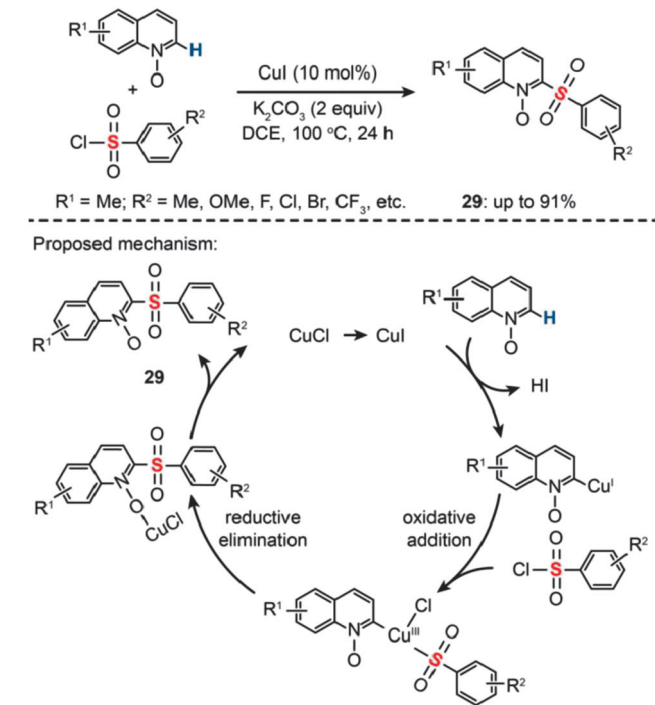


Scheme 25 Alves's Cu(I)-catalyzed sulfenylation of pyrroles.⁵⁰

via a mechanism similar to that of the reaction reported by Stahl and co-workers,⁴⁹ however, details of the mechanism, such as on the reactive aryl Cu(III) species, are not clear at present.

Recently, Alves and co-workers reported the synthesis of sulfenyl pyrroles by Cu(I)-catalyzed sulfenylation of pyrroles with organic disulfides or thiols (Scheme 25).⁵⁰ The direct sulfenylation of pyrroles with organic disulfides was accomplished in the presence of 3 mol% of CuI in DMSO at 110 °C under an air atmosphere. By comparison, the sulfenylation of pyrroles by thiols succeeded only in the presence of CuI (5 mol%) under a nitrogen atmosphere. In most cases, the reaction products were dominated by 2-substituted sulfenyl pyrroles (**28**) in 65–93% yields obtained without the need for any ligands or additives. However, no product could be isolated when aliphatic disulfides were employed as the reactants.

In 2013, Wu and co-workers developed an efficient Cu(I)-catalyzed sulfenylation of quinoline *N*-oxides with aryl sulfonyl chlorides *via* C–H activation (Scheme 26).⁵¹ The best conversion efficiency was obtained for the reactions containing CuI (10 mol%) and K₂CO₃ (2 equiv.) in dichloroethane (DCE) at 100 °C. This approach provides a highly practical procedure for synthesizing 2-aryl sulfonyl quinolines (**29**) from commercially available and inexpensive aryl sulfonyl chlorides. Mechanistic investigations indicate that the reaction pathway involves the formation

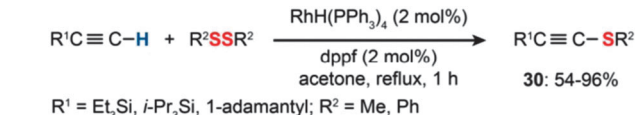
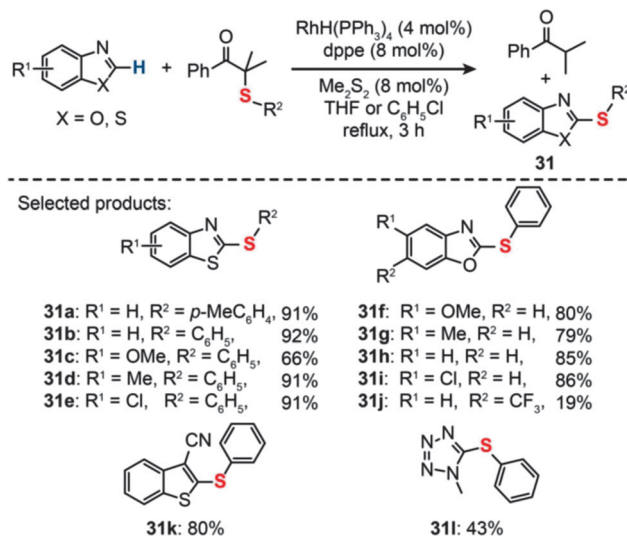
Scheme 26 Wu's Cu(I)-mediated sulfonylation of quinoline *N*-oxides.⁵¹

of a Cu(III) intermediate *via* oxidative addition (Scheme 26). A subsequent reductive elimination gives the sulfonylated product **29**.

On a fundamental level, the mechanisms of Cu(I)-catalyzed coupling reactions always involve three elementary steps: transmetalation with organometallic reagents, oxidative addition of an electrophile to Cu(I), and reductive elimination of the resulting organocopper(III) species. Cu-based catalysts are generally cheaper and more readily available than Pd-based catalysts, in addition to a host of other benefits. A Cu-based system can be a better replacement for the Pd-based counterpart when uncontrolled poisoning or deactivation of the latter by various mechanisms becomes a serious problem. For example, in the case of S_8 or metal sulfides (e.g., Na_2S , $NaHS$, H_2S , Na_2S_4) selected as the source for sulfur, it turns out that the Cu-based catalysts are better at catalyzing the reactions in most cases.

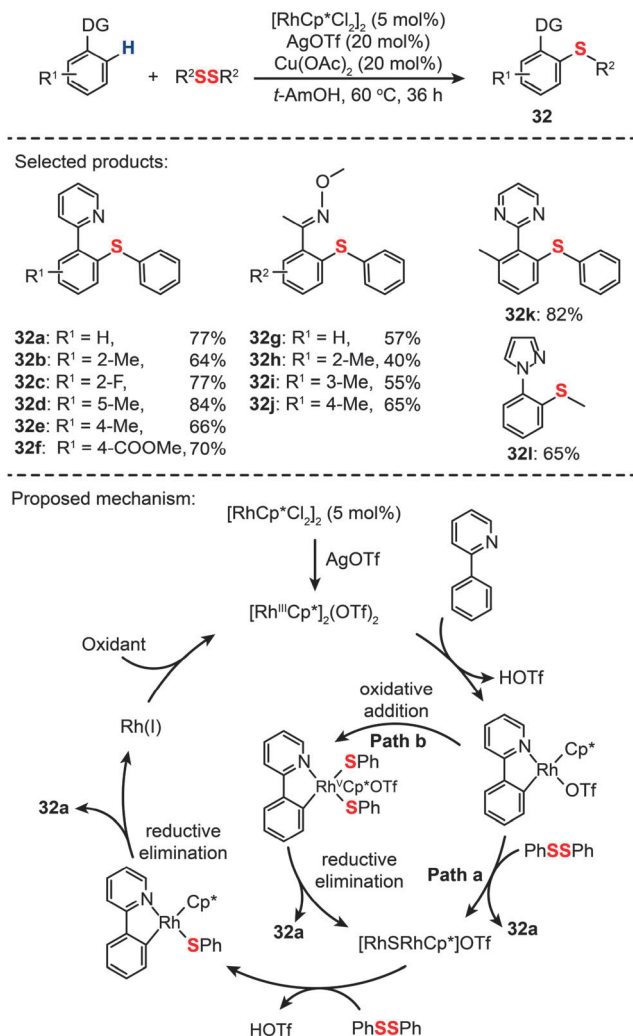
2.1.3 Rh-based catalysts. In addition to the above-mentioned palladium and copper-based catalysts, rhodium-based catalysts have been shown to be suitable promoters for the activation of C–H bonds. For example, Yamaguchi and co-workers demonstrated that $RhH(PPh_3)_4$ has moderate to excellent ability as a catalyst for the alkythiolation of 1-alkynes with disulfides.⁵² In the presence of a catalytic amount of $RhH(PPh_3)_4$ and 1,10-bis(diphenylphosphino) ferrocene (dppf), triethylsilylacetylenes could be thiolated by dialkyl or diaryl disulfides, giving rise to the corresponding thioacetylenes (**30**) in 54–96% yields (Scheme 27). This procedure is also applicable to the realization of alkythio exchange reactions involving reversible C–S bond cleavage and formation.⁵³

The usefulness of the $RhH(PPh_3)_4$ catalyst was also demonstrated by Yamaguchi and co-workers in the synthesis of thiolated heteroarenes (**31**), such as benzothiazoles (**31a–e**)

Scheme 27 Yamaguchi's Rh-catalyzed alkythiolation of 1-alkynes with disulfides.⁵²Scheme 28 Yamaguchi's Rh-catalyzed phenylthiolation reaction of heteroaromatic compounds.⁵⁴

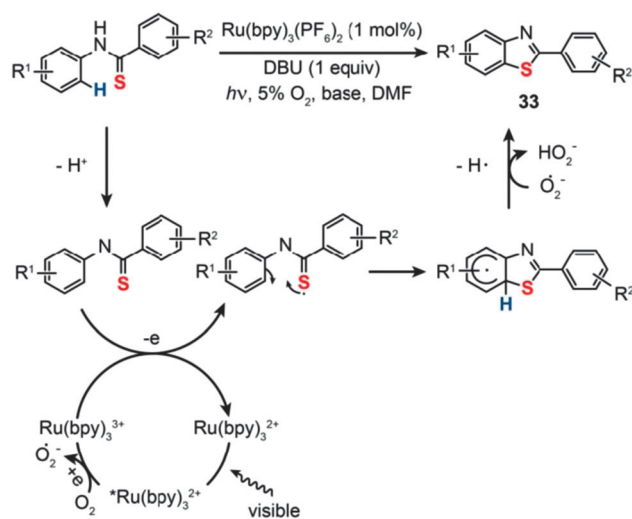
and benzothiazoles (**31f–j**) (Scheme 28).⁵⁴ When benzothiazole was reacted with α -(phenylthio)isobutyrophenone in refluxing chlorobenzene containing $RhH(PPh_3)_4$ (4 mol%) and dppe (8 mol%), 2-phenylthio-1,3-benzothiazole **31b** was obtained in 92% yield. In stark contrast, the coupling reaction failed when attempts were made in the absence of either $RhH(PPh_3)_4$ or dppe. Notably, phenylthiolation of monocyclic heteroarenes, including 2-cyanothiophene (**31k**) and 1-methyl-1,2,3,4-tetrazole (**31l**), also provided the coupling products in good yields under the optimal reaction conditions.

Drawing inspiration from Daugulis's work on Cu(II)-catalyzed thiolation of arene C–H bonds,⁴⁸ Li and co-workers recently reported the first example of Rh(III)-catalyzed direct C–H thioetherification using aryl and alkyl disulfides as thiolation reagents (Scheme 29).⁵⁵ Under the optimal conditions ($[RhCp^*Cl_2]_2$: 5 mol%, AgOTf: 20 mol%, Cu(OAc)₂: 20 mol%, solvent: *t*-AmOH, temperature: 60 °C), a wide variety of aryl thioether products (**32a–l**) were prepared in good yields. In addition, the authors extended this principle to the selective mono- or dithiolation of arenes by controlling the reaction temperature. The broad substrate scope and high efficiency of the direct C–S coupling may allow the construction of sulfur-containing heterocycles not easily accessible by conventional cross-coupling reactions. A mechanism involving two different pathways was proposed by the authors. The $[RhCp^*Cl_2]_2$ precursor first reacts with AgOTf to produce a Rh(III) complex. Then the Rh(III) complex reacts with 2-phenylpyridine to give an Ar–Rh(III) species which can undergo a nucleophilic-addition-type

Scheme 29 Li's Rh-catalyzed *ortho* thiolation of arene C–H bonds.⁵⁵

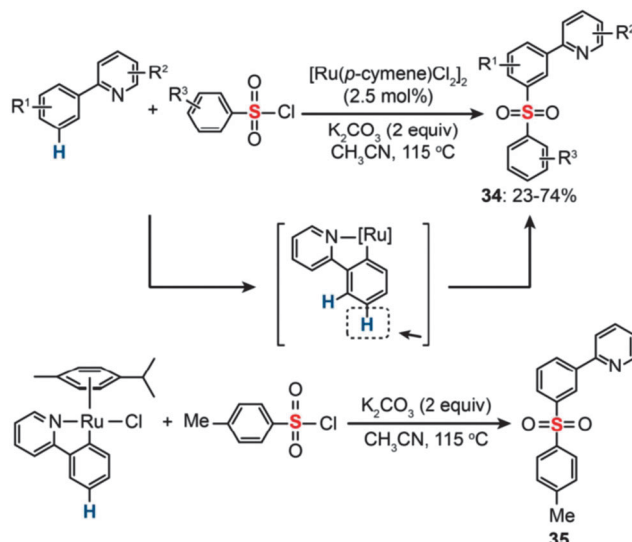
reaction with diphenyl disulfide to afford **32a** (Path a). As an alternative reaction pathway (Path b), oxidative addition of the disulfide bond to Rh(III) gives rise to an intermediate Rh(V), followed by reductive elimination to afford the products of **32a** and a Rh(III) species. Then the Rh(III) species can continue to react with 2-phenylpyridine to form a five-membered rhodacycle intermediate.

2.1.4 Ru-based catalysts. Visible-light-sensitive organo-metallic complexes have recently attracted much interest owing to their great promise as efficient photocatalysts for aerobic organic transformations.⁵⁶ In particular, Ru(II)-polypyridine complexes, commonly used in dye-sensitized solar cells, are desirable due to their ease of synthesis, good thermal stability, and excellent photocatalytic properties. In 2012, Cheng *et al.* developed the visible-light-activated synthesis of 2-substituted benzothiazoles (**33**) from thioanilides *via* C–H functionalization/C–S bond formation (Scheme 30).⁵⁷ Importantly, the reactions proceeded in high yields of the products in the presence of Ru(bpy)₃(PF₆)₂ (1 mol%), 1,8-diazabicycloundec-7-ene (DBU: 1 equiv.), and molecular oxygen (5%) as the external oxidant. Control experiments

Scheme 30 Li's aerobic visible-light photoredox synthesis of 2-phenylbenzothiazoles.⁵⁷

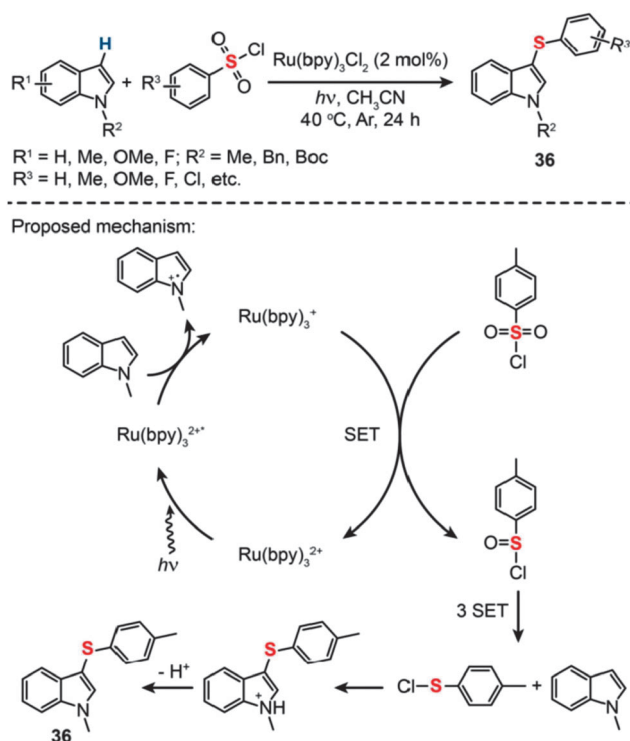
with isotope labeling manifest that this photocatalytic reaction involves a multi-step process of radical transformation. Ru(bpy)₃³⁺ first accepts a photon to generate an excited *Ru(bpy)₃³⁺ species with concomitant formation of an O₂^{•-} radical anion. The thioanilide precursor is then deprotonated to form a thioanilide intermediate, which is subsequently converted to a sulfur radical intermediate through Ru(bpy)₃³⁺-mediated SET. The sulphur radical intermediate further undergoes intramolecular cyclization by preferential attack on the benzyl carbon, followed by proton abstraction and cascade ring-rearrangement to provide the benzothiazole product **33**.

In 2011, Frost and co-workers developed a Ru(II)-catalyzed sulfonylation of 2-phenylpyridines that enables the synthesis of the *meta*-sulfonylation products (**34**) (Scheme 31).⁵⁸ Moderate yields were obtained with the reactions carried out in CH₃CN containing [Ru(*p*-cymene)Cl₂]₂ (2.5 mol%) and K₂CO₃ (2 equiv.).

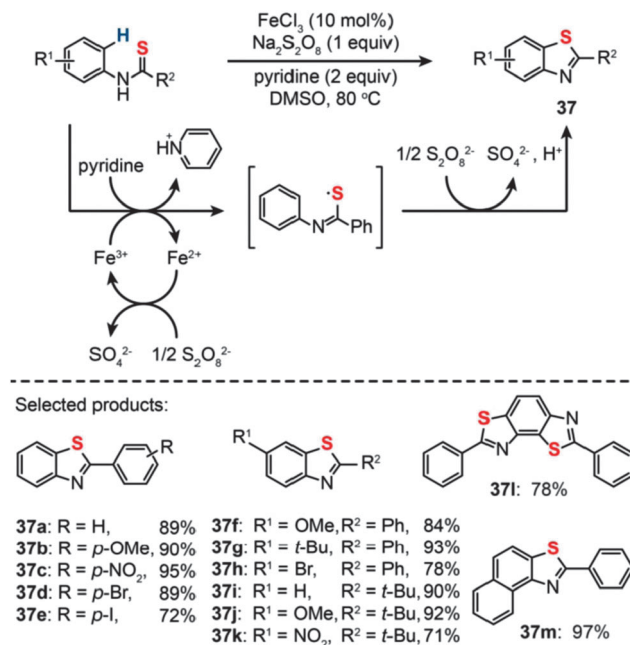
Scheme 31 Frost's Ru(II)-catalyzed *meta*-sulfonylation of 2-phenylpyridine.⁵⁸

To unravel the regioselectivity at the *meta* position, some preliminary experiments with isotopically labeled 2-phenylpyridine 1- $[D_5]$ were carried out. No evidence of D/H exchange from adventitious water or solvent was observed. Based on the experimental data, the authors argued that the chelating pyridyl group facilitates the formation of a stable Ru-C_{aryl} σ bond featuring a strong *para*-directing effect. Consistent with the hypothesis, treatment of an isolated cyclometalated Ru complex with *p*-toluenesulfonyl chloride (3 equiv.) under the standard reaction conditions afforded the *meta*-sulfonation product (35) quantitatively.

Employing a similar concept with the Ru-based organo-metallic catalyst, Zheng and co-workers relied on photoredox reactions of *N*-methylindoles with arylsulfonyl chlorides to synthesize 1-methyl-3-(arylthio)-1*H*-indoles (36) in moderate yields.⁵⁹ The exact reaction mechanism is still a matter of debate. Generally, the pivotal step in these reactions involves reductive quenching of Ru(bpy)₃²⁺ by *N*-methylindole to generate Ru(bpy)₃^{•+}, followed by reduction of *p*-toluenesulfonyl chloride through electron transfer from Ru(bpy)₃^{•+}. Although the detailed process for the conversion of TsCl to *p*-tolyl hypochlorothioite is unclear, partially reductive intermediate 4-methylbenzene-1-sulfinic chloride can be generated to react with *N*-methylindoles affording the product in moderate yield. After the conversion of the sulfonyl group to the sulfenyl moiety and the successive cross-coupling reaction with an indole substrate through C-H activation, 3-sulfenylated indoles can be obtained (Scheme 32). It is worth mentioning that this new reduction system has advantages over the conventional methods in its efficiency and easy operation. Additionally, one-pot and facile



Scheme 32 Zheng's visible light-induced 3-sulfonylation of *N*-methylindoles with arylsulfonyl chlorides.⁵⁹



Scheme 33 Lei's Fe(III)-catalysed oxidative synthesis of 2-substituted benzothiazoles.⁶¹

sulfonylation starting from non-volatile and non-stench aromatic sulfonyl chlorides is expected to be widely applicable for the synthesis of various useful organosulfur compounds.

2.1.5 Fe-based catalysts. In addition to palladium or copper complexes, inorganic iron salts could also be used for the production of aromatic heterocycles under mild reaction conditions.⁶⁰ In 2012, Lei and co-workers reported the discovery of a new catalytic reaction, based on Fe(III)-catalyzed C-H bond functionalization/C-S bond formation, for the synthesis of benzothiazoles (Scheme 33).⁶¹ This transformation could be conveniently carried out using *N*-phenyl benzothioamide precursors, resulting in a wide range of benzothiazole derivatives in moderate to excellent yields. A further KIE experiment indicated that the C-H bond cleavage is not the rate-determining step in the reaction. The researchers found that the reaction is partially inhibited in the presence of TEMPO, suggesting that a radical process is probably involved in this reaction. In addition, *in situ* infrared spectroscopic studies revealed that the realization of C-H activation and C-S bond formation requires the co-existence of oxidant, FeCl₃, and the substrates. On the basis of these control experiments, the authors suggested a tentative mechanism shown in Scheme 33. The oxidation of the *N*-phenyl benzothioamide by Fe(III) leads to the formation of a thioyl radical intermediate while the Fe(III) is reduced to Fe(II). The Fe(II) species is re-oxidized by Na₂S₂O₈ to regenerate Fe(III). Then, the cyclization of the thioyl radical intermediate followed by oxidation in the presence of Na₂S₂O₈ gave the 2-phenyl benzothiazole product.

In contrast to common catalysts derived from Pd, Cu and Rh metals, Fe-based catalysts are generally inexpensive, environmentally friendly, and easily accessible from commercial starting materials. Despite its advantages, an efficient Fe-based catalytic system for C-S cross-couplings *via* C-H bond activation is yet to

be developed. A more detailed mechanistic understanding is essential for less efficient alkylboronic acids or esters to make them effective towards cross-coupling. At the same time, cost-effective catalysts are in high demand for successful application in industrial processes.

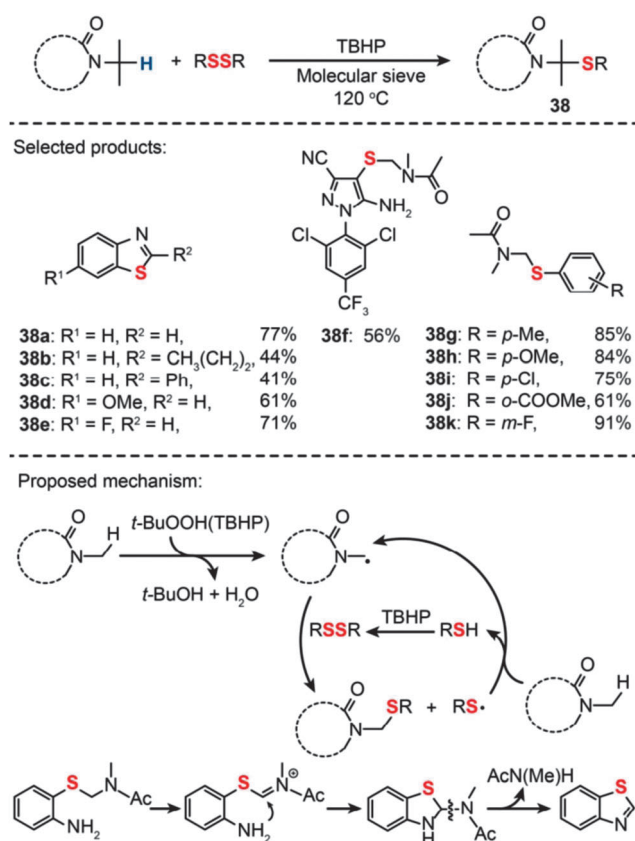
2.2 Direct C–H bond functionalization

In recent years, the development of transition-metal-free approaches appear to be particularly attractive.⁶² Many groups reported significant progress in this area including transition-metal-free protocols to construct C–C, C–N and C–O bonds.⁶³ Importantly, the research groups of Yanagisawa, Shi and Lei have recently reported independently on the construction of biaryl compounds from unactivated aromatic rings by direct C–H bond activation with the aid of organocatalysts.⁶⁴ Despite a significant achievement in the C–C bond formation by the sp^2 C–H bond oxidative functionalization process,⁶⁵ the carbon–heteroatom bond formation using a similar strategy receives less attention.⁶⁶ Some of the examples are highlighted below.

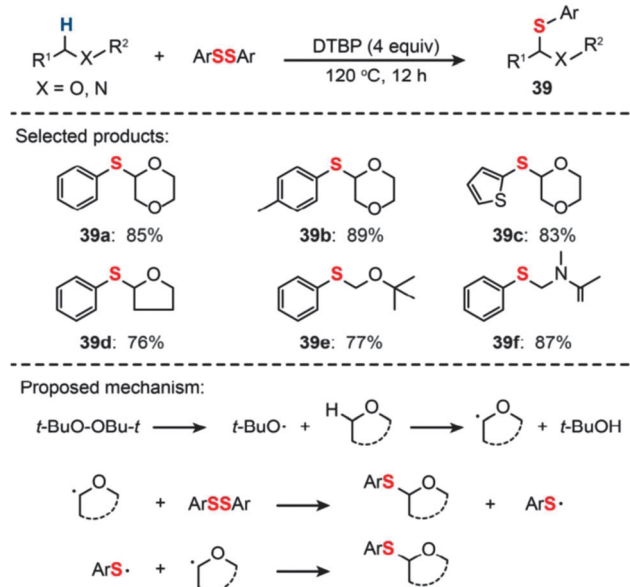
2.2.1 TBHP or DTBP as the oxidant. Li and co-workers recently reported the first example of molecular sieve-promoted direct oxidative thiolation of an sp^3 C–H bond adjacent to a nitrogen atom with disulfides under metal-free conditions, which allows for preparation of numerous sulfur-containing compounds (Scheme 34).⁶⁷ Various types of 2,2'-disulfanediyl dianilines were

reacted with *N,N*-dimethylacetamide (DMA) at 120 °C in the presence of *tert*-butyl hydroperoxide (TBHP; 4 equiv.) and molecular sieves (4 Å; 100 mg), providing substituted benzothiazoles (38a–k) in good to excellent yields (41–91%). In particular, a new fipronil analog 38f was prepared in 56% yield by this sp^3 C–H functionalization strategy. The authors argued that the molecular sieve may serve as a weak base to promote the reaction by adjusting the pH value of the reaction solution. In addition, they found that the reaction between a disulfide with an amide could not take place in the presence of radical inhibitors (*e.g.*, 1,1-diphenylethylene: DPE or 2,2,6,6-tetramethylpiperidine-1-oxyl: TEMPO), suggesting a dominant free radical process during the thiolation reaction. The reaction of TBHP with an amide substrate affords a free radical intermediate, followed by the reaction with RSSR to give the target product. For benzothiazole synthesis, the radical intermediate reacts with 2,2'-disulfanediyl dianilines to afford an aryl sulfide intermediate, followed by oxidation to give an iminium ion. The iminium ion further undergoes a nucleophilic attack process to yield a cyclized intermediate. The subsequent cleavage of the C–N bond in the intermediate results in the formation of corresponding benzothiazoles.

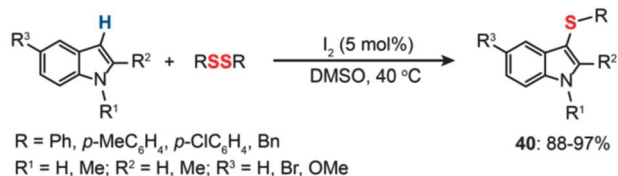
In 2014, Yuan and Xiang reported direct C–S bond formation *via* oxidative thiolation of commercially available ethers using di-*tert*-butyl peroxide (DTBP) as the oxidant (Scheme 35).⁶⁸ A variety of substrates worked well to afford the target α -arylthio ethers (39a–f) smoothly. To probe the mechanism of this metal-catalyst-free reaction, a free-radical trap test was investigated. The authors found that the reaction did not proceed in the presence of TEMPO, providing evidence for the likely occurrence of a radical process in this reaction. On the basis of their mechanistic investigations, the authors proposed a mechanism that involves the formation of *tert*-butoxyl radicals from DTBP under heating conditions. The *tert*-butoxyl radical can abstract



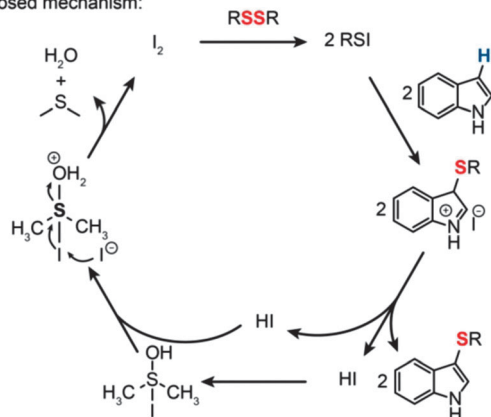
Scheme 34 Li's TBHP-mediated oxidative thiolation of an sp^3 C–H bond adjacent to a nitrogen atom.⁶⁷



Scheme 35 Yuan's DTBP-catalyzed thiolation of ethers and amides with diaryl disulfides.⁶⁸



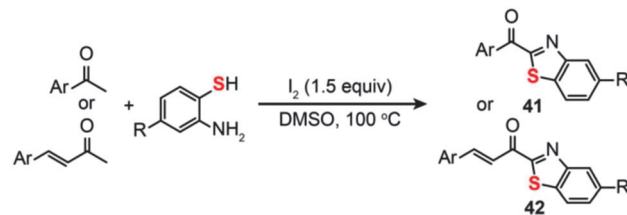
Proposed mechanism:

Scheme 36 Wei's I_2 -catalyzed 3-sulfenylation of indoles with disulfides.⁶⁹

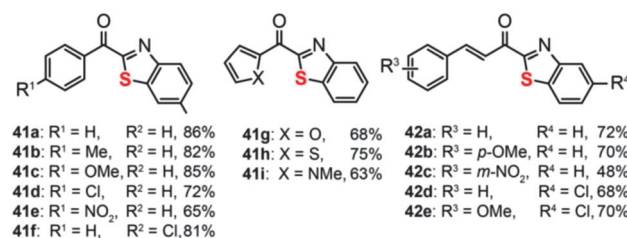
hydrogen atoms from the ether to generate an alkoxy radical intermediate, which can further react with ArSSAr to afford the product. The ArS^\bullet by-product can react with another alkoxy radical to furnish the target product.

2.2.2 I_2 as the oxidant. In 2012, Ge and Wei showed that an iodine-based oxidative system for 3-sulfenylation of indoles with disulfides under ambient conditions provides a convenient and efficient method for the synthesis of 3-sulfenylindoles (40) in good to excellent yields and with high selectivity (Scheme 36).⁶⁹ The reaction was carried out using DMSO as the oxidant in dimethyl carbonate, an attractive eco-friendly solvent, under atmospheric conditions. In general, electron-donating groups on the aromatic ring of the disulfides provided the products in good yields when compared to electron-withdrawing groups. On the basis of a series of control experiments, a possible mechanism is proposed by the authors in Scheme 36. Initially, the disulfide RSSR reacts with I_2 to form an electrophilic species RSI , which then converts an indole moiety into an organic salt intermediate. Deprotonation of the salt intermediate gives the coupled product and HI as the by-product. Subsequent addition of HI to the $\text{S}=\text{O}$ double bond of DMSO results in the formation of a DMSO– HI adduct followed by protonation of the oxygen atom. Upon nucleophilic attack by I^- on the iodine atom of the protonated DMSO– HI adduct, I_2 can be regenerated along with the formation of water and dimethyl sulfide.

The utilization of I_2 as the oxidant for C–S bond formation was also demonstrated by Wu *et al.*, who reported the discovery of an I_2 -promoted domino protocol for the conversion of aromatic ketones/unsaturated methyl ketones and *o*-aminobenzenethiols into the corresponding 2-acylbenzothiazoles (Scheme 37).⁷⁰ Under the optimized conditions (1.5 equiv. of I_2 at 100 °C in an aerobic environment), both electron-donating and electron-withdrawing groups at the *ortho*-, *meta*- or *para*-position of the phenyl group of

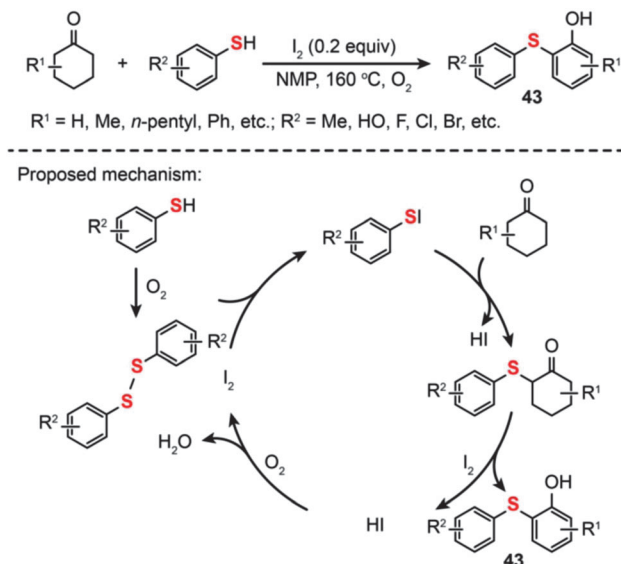


Selected products:

Scheme 37 Wu's I_2 -promoted domino oxidative cyclization for one-pot synthesis of 2-acylbenzothiazoles.⁷⁰

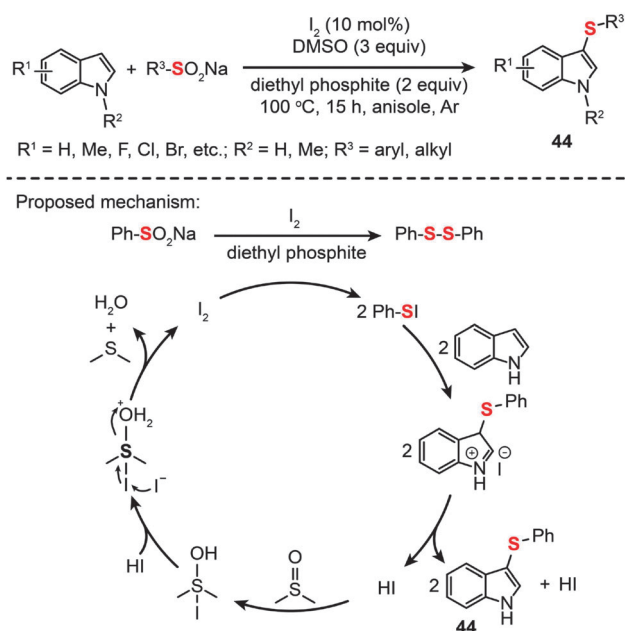
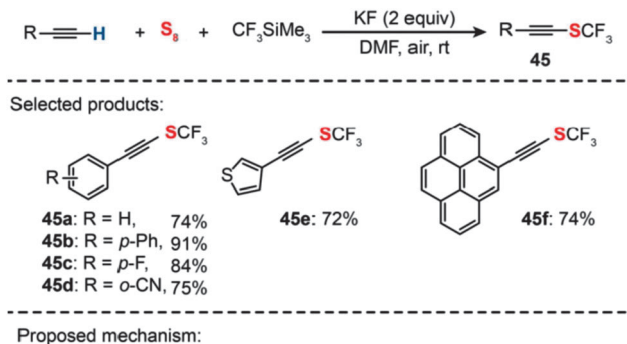
aromatic ketones or unsaturated methyl ketones could afford the corresponding products (41a–i and 42a–e) with moderate to good yields. However, the aliphatic ketones such as acetone, cyclohexanone, and methylethylketone could not give the coupled products under the standard conditions. The same group also developed a multipathway-coupled domino strategy for preparing 2-acylbenzothiazoles from substrates in forms of arylenes, arylacetylenes, 2-hydroxy-aryl ketones, and 1-arylethanol.⁷¹ Their protocol is presumed to follow four distinct reaction pathways. This provides a diverse synthetic approach to access 2-acylbenzothiazoles, which should be of great utility in developing organic methodologies for combinatorial chemistry. Additionally, the broad substrate scope and mild reaction conditions of this approach should make it a practical method for the synthesis of sulfur-containing heterocycles.

In the same year, Deng and co-workers developed a straightforward reaction, catalyzed by iodine in the presence of O_2 under metal-free conditions, for the synthesis of 2-arylsulfanylphenols (43) using cyclohexanones as the source of phenol (Scheme 38).⁷² In this transformation, a catalytic amount of iodine was added to promote the oxidation process. The reaction of thiols with cyclohexanones proceeded smoothly, leading to the desired products 43 in moderate to good yields. Remarkably, the steric hindrance on the cyclohexanones drastically affects the efficiency of this reaction. Moreover, a wide range of substrates containing functional groups such as halo, hydroxyl, and ester groups were shown to be compatible with this transformation. The authors proposed a catalytic cycle involving the I_2 -mediated oxidation process (Scheme 38). A disulfide is first generated by the oxidation of an arylthiol in the presence of molecular oxygen. Subsequently, an electrophilic species ArSI is produced by the reaction of disulfide with I_2 , which can couple with a cyclohexanone to generate a 2-thio cyclohexanone intermediate and HI as the by-product. Dehydrogenation and tautomerization of the 2-thio cyclohexanone intermediate then affords the coupling product along with HI , which could

Scheme 38 Deng's I_2 -catalyzed synthesis of 2-arylsulfanylphenols.⁷²

be further oxidized by oxygen to give I_2 . However, the 2-arylsulfanylphenol product **43** obtained through such a mechanism still appears to be debatable as the oxidation of 2-thio cyclohexanones to 2-arylsulfanylphenols using I_2 tends to be a daunting task.

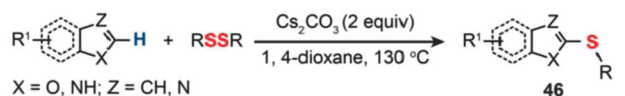
Shortly after this report, Deng and co-workers took one step forward and demonstrated a simple and efficient method to prepare 3-arylthiindoles (**44**) from indole and sodium sulfinate precursors (Scheme 39).⁷³ Their reactions were carried out in the presence of diethyl phosphite in anisole at 100 °C under an argon atmosphere. They could achieve a product yield as high as 93%. Mechanistic studies have revealed that 1,2-diphenyldisulfane is

Scheme 39 Deng's I_2 -catalyzed sulfenylation of indoles with sodium sulfinate.⁷³Scheme 40 Qing's metal-free oxidative trifluoromethylthiolation of terminal alkynes.⁷⁵

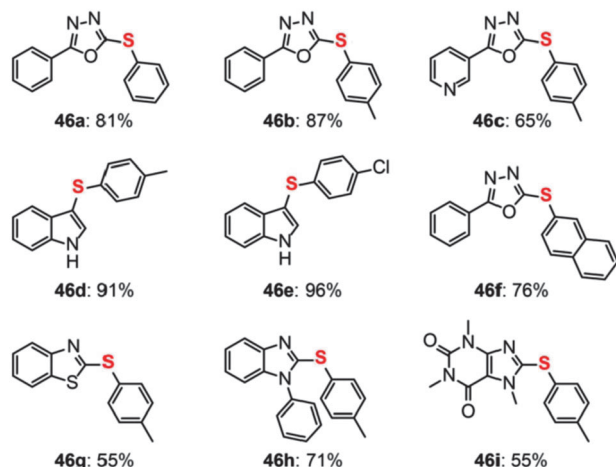
generated from sodium benzenesulfinate in the presence of I_2 and diethyl phosphite, possibly *via* an *S*-phenyl phosphorothioate intermediate.⁷⁴ This method affords an efficient alternative approach starting from easily accessible sodium sulfinate for the synthesis of heterodiaryl sulfides – synthetic intermediates widely used in the construction of biologically important compounds.

2.2.3 Other types of catalytic systems. In 2012, Qing and co-workers have developed a convenient method for the preparation of alkynyl trifluoromethyl sulfides by a metal-free oxidative trifluoromethylthiolation of terminal alkynes using readily available CF_3SiMe_3 and elemental sulfur (Scheme 40).⁷⁵ In the presence of 6 equiv. of elemental sulfur, the trifluoromethylthiolated products (**45a–f**) were produced in 72–91% yields. In contrast, only a small amount (24%) of the desired product formed under the same conditions except for the use of 1 equiv. of CuI as the catalyst. Further investigations showed that the elemental sulfur acts as the oxidant in this transformation, and high sulfur loading is critical for achieving high yields of the product. This metal-free oxidative trifluoromethylthiolation of terminal alkynes is believed to go through a catalytic cycle outlined in Scheme 40. CF_3SiMe_3 is first converted into an active SCF_3 anion species in the presence of KF, elemental sulfur, and DMF. Then the SCF_3 anion species reacts with phenylacetylene with the help of elemental sulfur as the oxidant to give the trifluoromethylthiolated product. The researchers also conducted a series of control experiments involving the addition of radical inhibitors (*e.g.*, TEMPO and hydroquinone) or an electron transfer scavenger (*e.g.*, 1,4-dinitrobenzene). These experiments, however, had a negligible effect on the yield of the reaction, indicating that a radical pathway seems less likely in this system.

Bolm and co-workers described a transition metal-free procedure for the direct thiolation of 1,3,4-oxadiazole C–H bonds



Selected products:

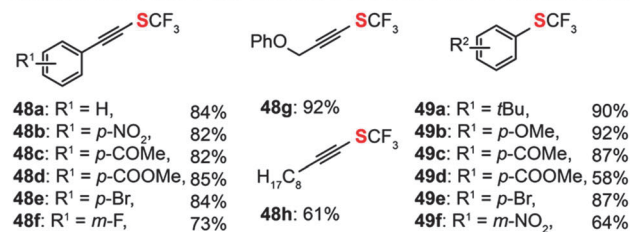
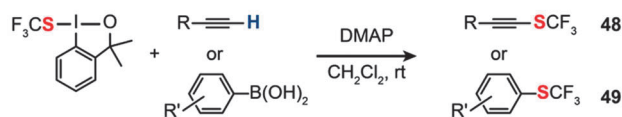
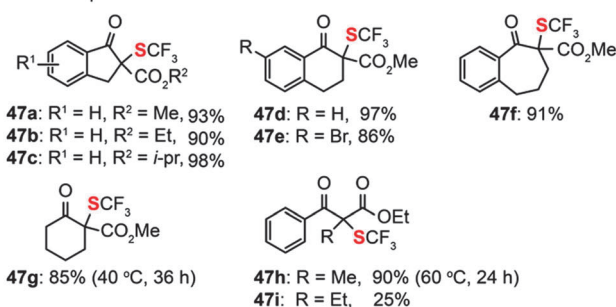
Scheme 41 Bolm's transition metal-free direct thiolation of heteroarenes.⁷⁶

using diaryl disulfides (Scheme 41).⁷⁶ A systematic screening of the reaction conditions with regard to catalyst, temperature, and solvent revealed that the use of Cs_2CO_3 (2 equiv.) in 1,4-dioxane at 130 °C was most effective for the synthesis of aryl sulfides (**46**). Notably, the authors observed that the cross-coupling reaction in acetonitrile gave a low yield and no product was isolated when using DMSO or DMF as the solvent. The methodology of direct thiolation was further extended to other substrates, including indoles, benzothiazoles, and *N*-phenylbenzimidazoles. In most cases, the reactions afforded the coupled products **46a–i** in moderate to good yields. Presumably, the reaction involves initial heterocycle conversion to an anion species *via* deprotonation, followed by a nucleophilic reaction with the diaryl disulfide and a subsequent C–S bond-forming reaction.

In 2013, Shen and co-workers reported a new electrophilic hypervalent iodine reagent comprising a 1,2-benziodoxole moiety, which is effective for direct transfer of a trifluoromethylthio group (CF_3S^-) to carbonyl compounds.⁷⁷ Various β -ketoesters derived from indanone, tetralone, or 1-benzosuberone reacted with the hypervalent iodine reagent in CH_2Cl_2 at room temperature to give the corresponding α -trifluoromethylthiolated derivatives (**47a–i**) in moderate to excellent yields when 4-dimethylaminopyridine (DMAP) was used as the base (Scheme 42). However, the above conditions failed completely when applied to reactions containing vinyl boronic acid and alkyne substrates. To overcome this limitation, the researchers used $\text{CuBr}(\text{SMe}_2)$ in 1,2-dichloroethane, combined with 2,2'-bipyridine as the ligand and K_2CO_3 as the base. Under the optimal conditions, a variety of electron-rich and electron-deficient terminal alkynes could be transformed into the corresponding alkynyl trifluoromethylsulfides **48** and trifluoromethylthiolated arenes **49** in good yields. A wide range of



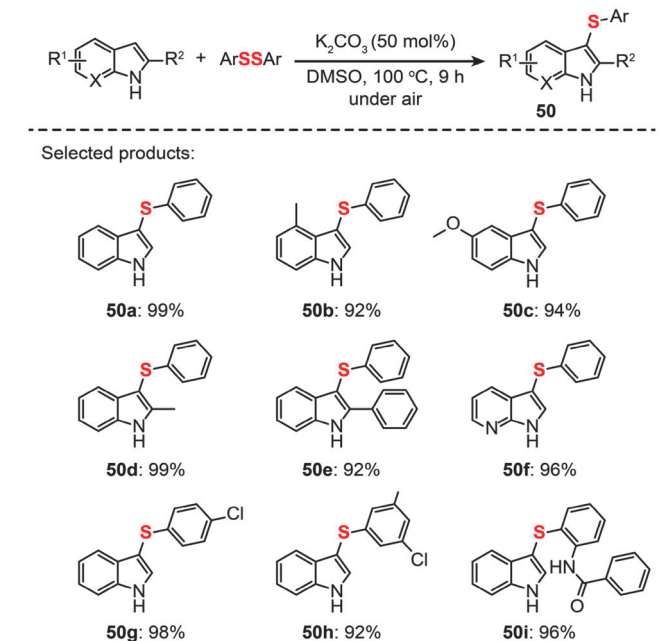
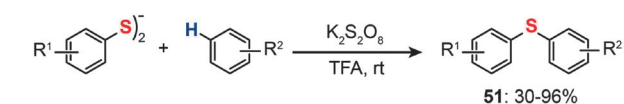
Selected products:

Scheme 42 Shen's electrophilic α -trifluoromethylthiolation of β -ketoesters, aryl or vinyl boronic acids, and alkynes.⁷⁷

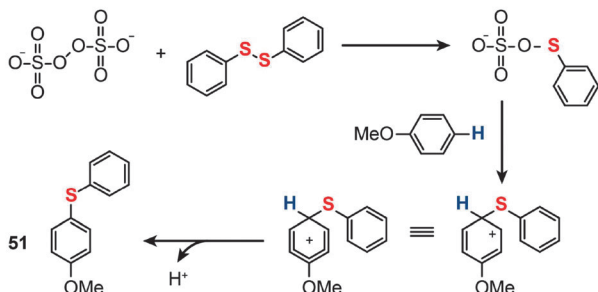
functional groups, including nitro, enolizable ketone, ester, fluoride, and bromide, were compatible with the reaction conditions. Aliphatic alkynes were also examined under the optimized conditions, furnishing alkynyl trifluoromethylthioethers in good to excellent yields.

Another important contribution was made by Zhang and co-workers, who recently developed a general strategy to achieve C–H sulfenylation of indoles by utilizing K_2CO_3 (Scheme 43).⁷⁸ A range of indoles (**50a–i**) containing various substituents were obtained in excellent yields under the optimized conditions (50 mol% K_2CO_3 in DMSO at 100 °C). Furthermore, this reaction can be readily scaled up to produce multigram quantities of the product through a one-pot process without the need for stringent exclusion of air or moisture.

In 2013, Kumar and co-workers reported a transition metal-free method for the synthesis of unsymmetrical diaryl chalcogenides (**51**) at room temperature starting from diaryl dichalcogenides and arenes under oxidative conditions by using potassium persulfate ($\text{K}_2\text{S}_2\text{O}_8$) (Scheme 44).⁷⁹ The optimized reaction conditions were determined in the presence of $\text{K}_2\text{S}_2\text{O}_8$ as the oxidant and trifluoroacetic acid (TFA) as the solvent. Various substituted arenes, including anisole, thioanisole, diphenyl ether, phenol, naphthol, di- and trimethoxy benzenes, xylene, mesitylene, *N,N*-dimethylaniline, and naphthalene, underwent C–S bond formation successfully, affording

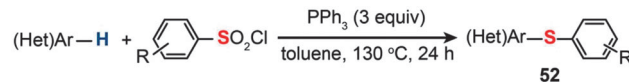
Scheme 43 Zhang's K_2CO_3 -promoted direct sulfenylation of indoles.⁷⁸

Proposed mechanism:

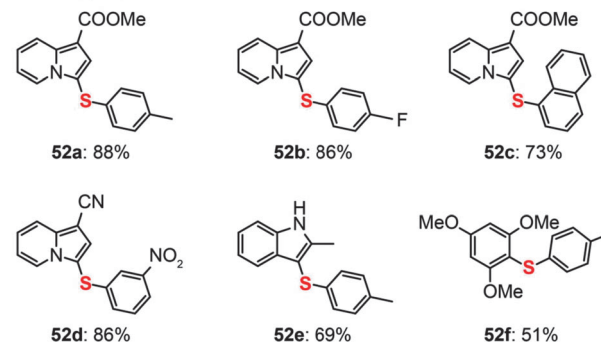
Scheme 44 Kumar's transition-metal-free synthesis of diaryl sulfides.⁷⁹

acceptable yields of the corresponding diaryl sulfides. The proposed reaction pathways for $\text{K}_2\text{S}_2\text{O}_8$ -mediated synthesis of unsymmetrical diaryl chalcogenides are shown in Scheme 44. The reaction is initiated by the reaction of the persulfate anion with a diphenyl disulfide to form a phenylchalcogenium ion intermediate. Electrophilic addition of the phenylchalcogenium ion with an electron-rich arene generates an arenium ion intermediate, which may give the diaryl sulfide product **51** upon removal of a proton from the arenium ion.

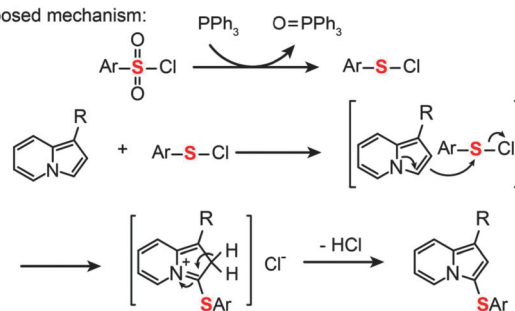
As an alternative sulfur source, arylsulfonyl chlorides have gained much attention in the light of their low cost, easy availability, and ease of operation. For example, You and co-workers developed a one-pot procedure for sulfenylation of arenes using arylsulfonyl chlorides in combination with triphenylphosphine (Scheme 45).⁸⁰ This method represents a highly efficient preparation of diaryl thioethers (**52a-f**). It should be emphasized



Selected products:

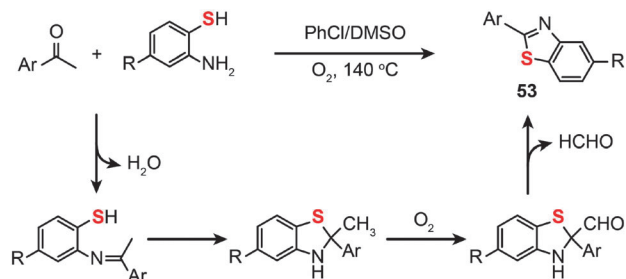


Proposed mechanism:

Scheme 45 You's synthesis of di(hetero)aryl sulfides with sulfonyl chlorides.⁸⁰

that the protocol for direct arene sulfenylation also works well for substituted indolizine and indole substrates. A plausible reaction mechanism proposed by the researchers involves the electrophilic attack of benzenesulfonyl chloride (PhSO_2Cl) by indolizine at the C3-position to form a di(hetero)aryl sulfide intermediate. The subsequent release of an acidic HCl gas leads to the generation of the corresponding coupling product.

The use of molecular oxygen as the oxidant in the C-S bond formation *via* C-H functionalization deserves a special discussion as the molecular oxygen is safe for the environment. In 2012, Deng and co-workers developed the synthesis of 2-arylbenzothiazoles (**53**) by the treatment of 2-aminobenzenethiols with aryl ketones in the presence of molecular oxygen under metal- or iodine-free conditions (Scheme 46).⁸¹ Critically, the solvent used

Scheme 46 Deng's construction of 2-aryl benzothiazoles from aryl ketones and 2-aminobenzenethiols.⁸¹

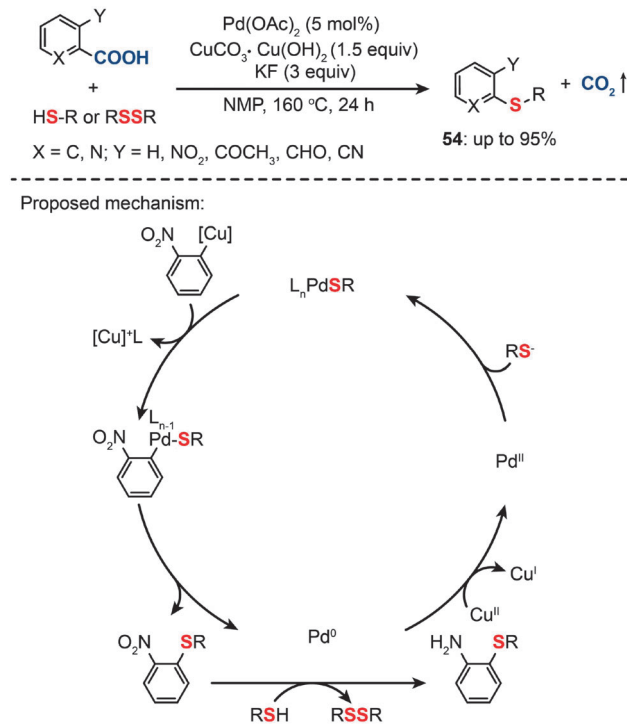
plays a key role in the reaction and the best yield is obtained in a mixture of DMSO–chlorobenzene. This protocol tolerates a variety of functional groups on the aminobenzenethiol, including methyl, methoxy, halo and nitro groups, giving their corresponding products in moderate to good yields. To unravel the underlying reaction mechanism, the authors carried out a ^{13}C labeling experiment. Their results indicate that an imine intermediate is initially generated by the condensation of an amine with an aldehyde. Then, the enamine undergoes cyclization to form an isomer, followed by oxidation of the methyl group by molecular oxygen to generate an aldehyde intermediate and subsequent formation of the 2-arylbenzothiazole product **53** upon elimination of a proton and the CHO group.

It is quite evident that considerable progress has been made in transition-metal-free C–H functionalization. However, multifaceted challenges remain to be addressed in order to promote this methodology as a contender for highly efficient C–S bond formation. Research into efficient C–H functionalization of non-acidic sp^3 C–H bonds is perhaps the most noticeable challenge for synthetic chemists in this field.

3. Decarboxylative C–S coupling

Recently, transition metal-catalyzed decarboxylative cross-coupling reactions have emerged as an attractive method to form C–C bonds starting from easily accessible carboxylic acids. These reactions are characterized by the cleavage of C–C bonds to carboxylate groups, followed by the formation of new C–C bonds at the site where the bond cleavage takes place.⁸² In 1968, Nilsson and Ullenius reported the first example of decarboxylative coupling by reacting 2-thenoic or 2-furoic acids with iodobenzene in the presence of a Cu(I) catalyst.⁸³ Despite its potential utility, early examples of decarboxylative coupling had a limited impact on the synthesis of many types of organic molecules. It was not until the late 2000s that decarboxylative coupling became more prominent, as exemplified by the work of Myers⁸⁴ and Goossen,⁸⁵ in the field of metal-catalyzed cross-coupling.

In contrast with C–H bond activation reactions, decarboxylative cross-coupling reactions through loss of CO_2 generally do not need expensive organometallic reagents, while maintaining the advantage of regioselectivity offered by traditional cross-coupling reactions. However, these reactions are dominated by C–C and C–N bond-forming transformations.⁸⁶ In 2009, Duan *et al.* reported the first direct decarboxylative coupling of *ortho*-substituted aryl carboxylic acids with thiols as an unprecedented synthetic entry to aryl sulfides (Scheme 47).⁸⁷ Importantly, the direct decarboxylative C–S coupling provides an alternative access to aryl sulfides (**54**) without the need for halocarbon precursors. Optimized conditions for the reaction of 2-nitrobenzoic acid with 1-octanethiol (1.5 equiv.) were determined to be a catalytic amount of $\text{Pd}(\text{OAc})_2$ (5 mol%) and 1.5 equiv. of $\text{CuCO}_3 \cdot \text{Cu}(\text{OH})_2$ in combination with KF (3 equiv.) in *N*-methylpyrrolidone (NMP) at 160 °C for 24 h. The products were obtained as mixtures of nitrobenzene and aminobenzene

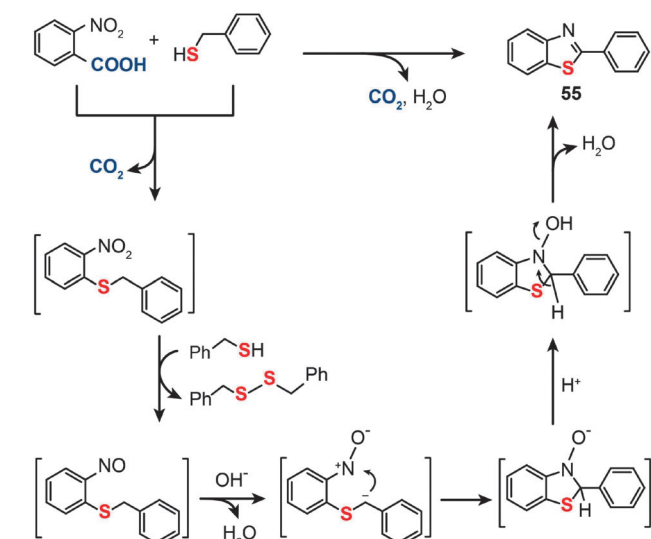


Scheme 47 Liu's decarboxylative coupling of carboxylic acid with thiols or disulfides.⁸⁷

sulfides. Critically, primary aliphatic thiols were successfully transformed to aminobenzene sulfides in high yields, while cyclohexanethiol and aromatic thiols yielded nitrobenzene sulfides as major products. Notably, the use of disulfide precursors, which are advantageous over more reactive and odiferous thiols, also afforded the corresponding nitrobenzene sulfides in high yields. Despite the success of decarboxylative C–S coupling, these reactions suffer several limitations such as harsh reaction conditions, high temperature, strong bases, and often the need for toxic polar solvents. In addition, an electron-withdrawing group on the arenecarboxylic acid is required to afford good yields.

The mechanism for the decarboxylative C–S coupling reaction is thought to be initiated by formation of an organometallic nucleophile upon decarboxylation, followed by the reaction with an electrophilic $\text{Pd}(\text{II})$ thiolate intermediate to form an aryl $\text{Pd}(\text{II})$ species (Scheme 47). Subsequent reductive elimination then generates the aryl sulfide coupling product that can undergo conversion to yield an aminobenzene sulfide. Oxidation of the reduced $\text{Pd}(0)$ species by a $\text{Cu}(\text{II})$ catalyst regenerates the $\text{Pd}(\text{II})$ compound, thus supporting the continuation of the catalytic cycle for the palladium. On a separate note, it was discovered that a benzothiazole compound (**55**) can be alternatively obtained in moderate yield by reacting 2-nitrobenzoic acid with benzyl thiol under the standard decarboxylative cross-coupling conditions (Scheme 48).

In a follow-up study, Ranjit *et al.* developed a versatile protocol, in which a CuI catalyst was used to initiate the decarboxylation of arylpropionic acids, for the synthesis of vinyl sulfides (**56**) by the cross-coupling of the arylpropionic acids

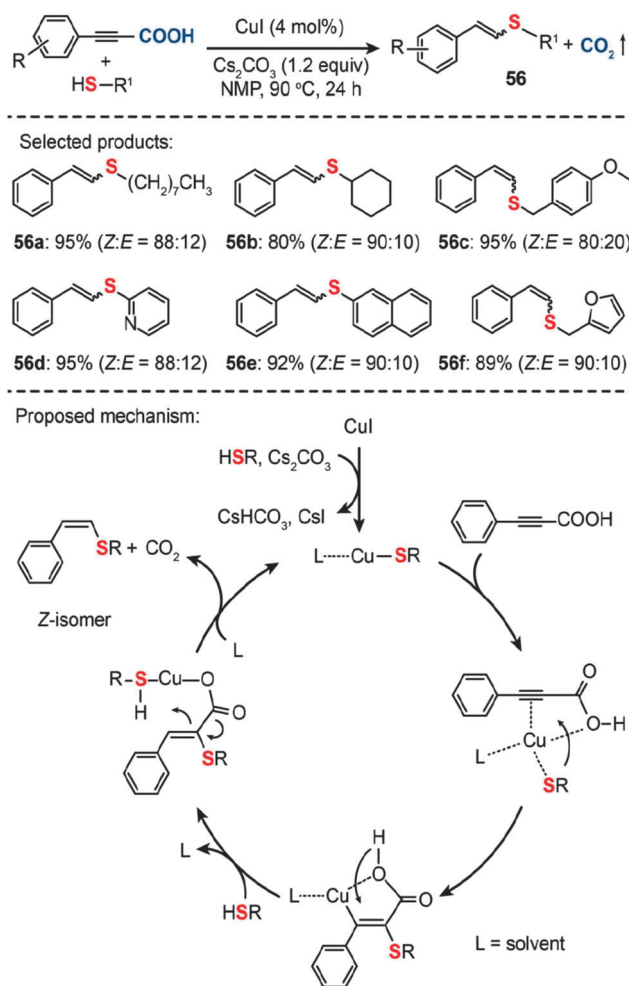


Scheme 48 Liu's synthesis of 2-phenyl-benzothiazole by decarboxylative C-S cross-coupling.⁸⁷

with thiols (Scheme 49).^{88a} The corresponding vinyl sulfides **56a-f** were obtained in good to excellent yields with a high selectivity toward the *Z*-isomers. It is reasonable to assume that this Cu-catalyzed decarboxylative C-S cross-coupling should proceed *via* a mechanism similar to that of the reaction reported by the Zhang group.^{88b} Notably, the formation of a cyclic alkene-carboxylate copper complex intermediate by the reductive C-S coupling is the key step that determines the stereoselectivity. This method not only expands our understanding of the decarboxylative reaction, but provides an entry to many intermediates and new pharmaceutically relevant compounds required for further investigations.

In 2011, Becht and co-workers presented an efficient route to diaryl sulfides (**57**) from hindered electron-rich 2,6-disubstituted arenecarboxylic acids by decarboxylative C-S coupling (Scheme 50).⁸⁹ Optimization reactions were carried out by treating 2,6-dimethoxybenzoic acid with diphenyl disulfide in conjunction with different catalysts, including PdCl₂, Pd(OAc)₂ and Pd(CF₃CO₂)₂. The highest yield (75%) of the diaryl sulfide **57a** was achieved in the presence of Pd(CF₃CO₂)₂ (30 mol%), Ag₂CO₃ (2.2 equiv.), and a mixture of 1,4-dioxane-tetramethylene sulfoxide as the solvent. Furthermore, when PhSeSePh was subjected to catalysis under analogous conditions, the corresponding diaryl selenide product could be obtained in good yield. This reaction represents the first example of forming a C-Se bond from an arenecarboxylic acid.

As a result of the great benefits of decarboxylative coupling in chemical technology, considerable attempts have been undertaken to the development of suitable catalytic systems for decarboxylative C-S cross-coupling. Despite the efforts, these systems suffered from drastic conditions for complete cross-coupling and had intrinsic limitations. Best results were only obtained with *ortho*-substituted or heterocyclic carboxylic acids. A better mechanistic understanding of decarboxylative processes is essential for improving and optimizing process

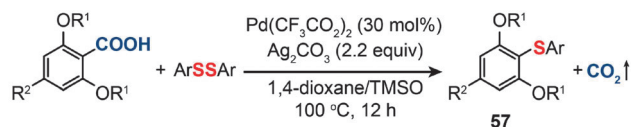


Scheme 49 Liu and Zhang's Cu(I)-catalyzed decarboxylative C-S cross-coupling for synthesis of vinyl sulfides.⁸⁸

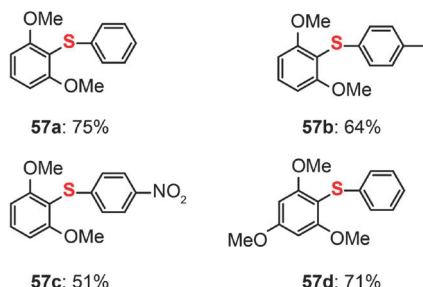
conditions, the catalysts and for making a broad range of aromatic or heteroaromatic acids more effective toward cross-coupling.

4. C-S coupling catalyzed by metal nanoparticles

The search for new catalysts that allow for simultaneous control over activity and selectivity is recognized as one of the major challenges of the chemical industry. Transition metal-based homogenous catalysts show remarkable activity and selectivity during chemical transformations, but often suffer from lack of recyclability and high cost of waste disposal. In contrast with homogeneous counterparts, nanoparticle-based catalysts provide the advantages of high surface area, excellent thermal stability, easy separation from reaction mixtures, and a high level of recyclability, but are generally less selective and active. To this end, the emergence of nanoparticle-based catalysts may enable the optimal control of chemical transformations *via* an atom-economical route.⁹⁰⁻⁹⁴ The nanoparticles can be recycled



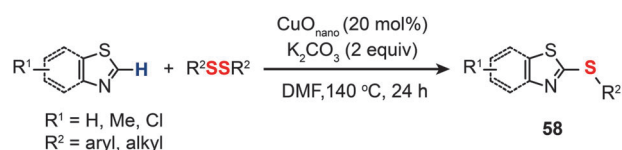
Selected products:



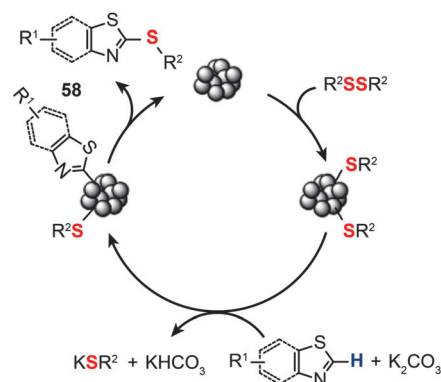
Scheme 50 Becht's Pd-catalyzed decarboxylative cross-couplings of hindered 2,6-dialkoxybenzoic acids.⁸⁹

with negligible loss of selectivity and minimum loss of activity. Clever design and use of nanoparticle-based catalysts lead to highly efficient reactions, which are less energy demanding, less wasteful, and more cost effective.

Indeed, highly selective and active nanoparticle-based catalysts have already been made, but mostly for C–C coupling reactions.⁹⁰ By comparison, nanoparticle-catalyzed C–S bond-forming reactions were clearly underrepresented in the field of catalysis. In 2013, Zeni and co-workers led the charge in an exciting new field and reported the synthesis of aryl sulfides (**58**) by reacting substituted thiazoles and benzothiazoles with diphenyl disulfides in the presence of CuO nanoparticles (Scheme 51).⁹⁵ The optimized conditions involve 20 mol% of CuO nanoparticles, K₂CO₃ (2 equiv.) as the base, DMF as the solvent, a temperature of 140 °C, and a reaction time of 24 h under an argon atmosphere. The nanoparticle-based coupling



Proposed mechanism:



Scheme 51 Zeni's CuO nanoparticle-catalyzed synthesis of 2-(organo-chalcogen)thiazoles.⁹⁵

reaction is thought to proceed through a catalytic cycle involving ligand coordination of the nanoparticles by diphenyl dichalcogenides to give a thiol-stabilized nanoparticle intermediate. Metalation of the benzothiazole by the thiol-stabilized nanoparticle followed by reductive elimination affords the aryl sulfide **58** to complete the catalytic cycle.

Although there are a few successful examples of C–H functionalization/C–S cross-coupling with metal or metal oxide nanoparticles, general catalytic systems with broad substrate scope are in high demand. The controversy on the homogeneous or heterogeneous nature of the cross-coupling reaction mechanism due to the issue of particle leaching remains to be addressed. Despite daunting synthetic challenges, it is likely that the next few years of catalytic research will advance this nanoparticle-based technology with much improved coupling efficiencies and selectivities while retaining maximum flexibility in waste recycling.

5. Conclusion

Over the past five years, extensive experimental work in metal-catalyzed cross-coupling reactions has resulted in significant advances for C–S bond formation *via* C–H functionalization and decarboxylation processes. In this regard, we have selected over 50 representative reactions as the key subjects of the review. Although these constitute only a small fraction of the state of the art, they amply illustrate the importance of this field to chemical synthesis and the science of constructing natural products and designed molecules. To further expand this area in organic synthesis, the challenge for synthetic chemists is to identify sustainable technologies for efficient C–S couplings under mild conditions and to unravel the underlying mechanisms that govern these organic transformations. To this end, we need to develop a range of new approaches that promote green chemistry for both economic and environmental benefits. Previously, there was skepticism on the profitability of sustainable technologies, but a number of examples of pharmaceutical synthesis have shown potential to greatly improve both environmental outcomes and profitability through catalyst innovation.

Abbreviations

Ar	Aryl group
Bn	Benzyl group
Boc	<i>tert</i> -Butoxycarbonyl
Bpy	2,2'-Bipyridine
Bu	Butyl group
COD	1,5-Cyclooctadiene
CF ₃	Trifluoromethyl
CF ₃ S–	Trifluoromethylthio group
Cp	Cyclopentadiene
DBU	1,8-Diazabicycloundec-7-ene
DCE	1,2-Dichloroethane
DMA	<i>N,N</i> -Dimethylacetamide
DMAP	4-Dimethylaminopyridine
DMC	Dimethyl carbonate

DMF	Dimethylformamide
DMSO	Dimethyl sulfoxide
dppe	1,2-Bis(diphenylphosphino)ethane
dppf	1,10-Bis(diphenylphosphino) ferrocene
DTBP	Di- <i>tert</i> -butyl peroxide
EDG	Electron-donating group
Et	Ethyl group
EWG	Electron-withdrawing group
HIV	Human immunodeficiency virus
KIE	Kinetic isotope effect
Me	Methyl group
NMP	<i>N</i> -Methylpyrrolidone
OAc	Acetoxy group
OMe	Methoxy group
OTf	Trifluoromethanesulfonic acid
<i>p</i> -Cymene	1-Methyl-4-(1-methylethyl)benzene
PH ₃	Phosphine
PhSCl	Benzenesulfonyl chloride
Pin ₂ B ₂	Bis(pinacolato)diboron
Piv	Pivaloyl
PPh ₃	Triphenylphosphine
Pr	Propyl group
SET	Single electron transfer
<i>t</i> -AmOH	<i>tert</i> -Amyl alcohol
TBHP	<i>tert</i> -Butyl hydroperoxide
TEMPO	2,2,6,6-Tetramethylpiperidine-1-oxyl
TFA	Trifluoroacetic acid
THF	Tetrahydrofuran
TMSO	Tetramethylene sulfoxide
tRNA	Transfer ribonucleic acids

Acknowledgements

C.S. acknowledges financial support from the National Natural Science Foundation of China (No. 21302171) and Science and Technology Plan of Zhejiang Province (No. 2014C31153). P.Z. acknowledges financial support from the National Natural Science Foundation of China (No. 21376058), Zhejiang Provincial Natural Science Foundation of China (No. LZ13B020001), and the Key-Sci-Tech Innovation Team of Zhejiang Province (No. 2010R50017). A.H. acknowledges the financial support from National University of Singapore, the Ministry of Education and the Agency for Science, Technology and Research (A*Star) of Singapore (No. R-143-000-426-305 and R143-000-426-331). X.L. acknowledges the National Research Foundation and the Economic Development Board (Singapore-Peking-Oxford Research Enterprise, COY-15-EWI-RCFSA/N197-1) and the Agency for Science, Technology and Research (A*STAR) for supporting this work. S.B. acknowledges the financial support from Institute of Materials Research Engineering (IMRE/12-1P0907).

References

- 1 M. Fontecave, S. Ollagnier-de-Choudens and E. Mulliez, *Chem. Rev.*, 2003, **103**, 2149–2166.
- 2 S. S. Mansy and J. A. Cowan, *Acc. Chem. Res.*, 2004, **37**, 719–725.
- 3 C. T. Walsh, *Acc. Chem. Res.*, 2008, **41**, 4–10.
- 4 N. S. Li, J. K. Frederiksen and J. A. Piccirilli, *Acc. Chem. Res.*, 2011, **44**, 1257–1269.
- 5 C. Hansch, P. G. Sammes and J. B. Taylor, *Comprehensive medicinal chemistry; the rational design, mechanistic study & therapeutic application of chemical compounds*, Pergamon Press, Oxford, New York, 1990, ch. 7.1, p. 2.
- 6 (a) A. Casini, J.-Y. Winum, J.-L. Montero, A. Scozzafava and C. T. Supuran, *Bioorg. Med. Chem. Lett.*, 2003, **13**, 837–840; (b) M. Mellah, A. Voituriez and E. Schulz, *Chem. Rev.*, 2007, **107**, 5133–5209.
- 7 H. Haruki, M. G. Pedersen, K. I. Gorska, F. Pojer and K. Johnsson, *Science*, 2013, **340**, 987–991.
- 8 (a) A. Natarajan, Y. Guo, F. Harbinski, Y.-H. Fan, H. Chen, L. Luus, J. Diercks, H. Aktas, M. Chorev and J. A. Halperin, *J. Med. Chem.*, 2004, **47**, 4979–4982; (b) D. C. Cole, W. J. Lennox, S. Lombardi, J. W. Ellingboe, R. C. Bernotas, G. J. Tawa, H. Mazandarani, D. L. Smith, G. Zhang, J. Coupet and L. E. Schechter, *J. Med. Chem.*, 2005, **48**, 353–356; (c) M. Banerjee, A. Poddar, G. Mitra, A. Surolia, T. Owa and B. Bhatta-charyya, *J. Med. Chem.*, 2005, **48**, 547–555.
- 9 A. R. Murphy and J. M. J. Fréchet, *Chem. Rev.*, 2007, **107**, 1066–1096.
- 10 (a) J. F. Hartwig, *Nature*, 2008, 314–322; (b) Y.-M. Xi, B.-L. Dong, E. J. McClain, Q.-Y. Wang, T. L. Gregg, N. G. Akhmedov, J. L. Petersen and X.-D. Shi, *Angew. Chem., Int. Ed.*, 2014, **53**, 4657–4661; (c) Q.-Q. Lu, J. Zhang, G.-L. Zhao, Y. Qi, H.-M. Wang and A. Lei, *J. Am. Chem. Soc.*, 2013, **135**, 11481–11484; (d) Q. Lu, J. Zhang, F. L. Wei, Y. Qi, H. Wang, Z. Liu and A. Lei, *Angew. Chem., Int. Ed.*, 2013, **52**, 7156–7159.
- 11 E. Schaumann, *Top. Curr. Chem.*, 2007, **274**, 1–34.
- 12 D. Uraguchi, N. Kinoshita, D. Nakashima and T. Ooi, *Chem. Sci.*, 2012, **3**, 3161–3164.
- 13 X. Wu, Y. Chen, M. Li, M. Zhou and S. K. Tian, *J. Am. Chem. Soc.*, 2012, **134**, 14694–14697.
- 14 A. Sakakura, H. Yamada and K. Ishihara, *Org. Lett.*, 2012, **14**, 2972–2975.
- 15 (a) C. Liu, H. Zhang, W. Shi and A. Lei, *Chem. Rev.*, 2011, **111**, 1780–1824; (b) W. Shi, C. Liu and A. Lei, *Chem. Soc. Rev.*, 2011, **40**, 2761–2776; (c) M.-L. Louillat and F. W. Patureau, *Chem. Soc. Rev.*, 2014, **43**, 901–910.
- 16 J. Magano and J. R. Dunetz, *Chem. Rev.*, 2011, **111**, 2177–2250.
- 17 S. R. Neufeldt and M. S. Sanford, *Acc. Chem. Res.*, 2012, **45**, 936–946.
- 18 K. Inamoto, Y. Arai, K. Hiroya and T. Doi, *Chem. Commun.*, 2008, 5529–5531.
- 19 K. Inamoto, C. Hasegawa, K. Hiroya and T. Doi, *Org. Lett.*, 2008, **10**, 5147–5150.
- 20 K. Inamoto, C. Hasegawa, J. Kawasaki, K. Hiroya and T. Doi, *Adv. Synth. Catal.*, 2010, **352**, 2643–2655.
- 21 K. Inamoto, K. Nozawa and Y. Kondo, *Synlett*, 2012, 1678–1682.

- 22 (a) L. L. Joyce and R. A. Batey, *Org. Lett.*, 2009, **11**, 2792–2795; (b) D. Kalyani, N. R. Deprez, L. V. Desai and M. S. Sanford, *J. Am. Chem. Soc.*, 2005, **127**, 7330–7331; (c) C. L. Campeau and K. Fagnou, *Chem. Commun.*, 2006, 1253–1264.
- 23 X. Zhao, E. Dimitrijević and V. M. Dong, *J. Am. Chem. Soc.*, 2009, **131**, 3466–3467.
- 24 (a) J. Zhu, Z. Chen, H. Xie, S. Li and Y. Wu, *Org. Lett.*, 2010, **12**, 2434–2436; (b) X. Y. Zhang, W. L. Zeng, Y. Yang, H. Huang and Y. Liang, *Org. Lett.*, 2014, **16**, 876–879.
- 25 R. Samanta and A. P. Antonchick, *Angew. Chem., Int. Ed.*, 2011, **50**, 5217–5220.
- 26 L. H. S. Smith, S. C. Coote, H. F. Sneddon and D. J. Procter, *Angew. Chem., Int. Ed.*, 2010, **49**, 5832–5844.
- 27 C. Shen, H. Xia, H. Yan, X. Chen, S. Ranjit, X. Xie, D. Tan, R. Lee, Y. Yang, B. Xing, K.-W. Huang, P. Zhang and X. Liu, *Chem. Sci.*, 2012, **3**, 2388–2393.
- 28 S. K. Sahoo, A. Banerjee, S. Chakraborty and B. K. Patel, *ACS Catal.*, 2012, **2**, 544–551.
- 29 H. Huang, J. Li, C. Lescop and Z. Duan, *Org. Lett.*, 2011, **13**, 5252–5255.
- 30 J. Li, H. Huang, W. Liang, Q. Gao and Z. Duan, *Org. Lett.*, 2013, **15**, 282–285.
- 31 C. F. Xu and Q. L. Shen, *Org. Lett.*, 2014, **16**, 2046–2049.
- 32 M. Iwasaki, M. Iyanaga, Y. Tsuchiya, Y. Nishimura, W.-J. Li, Z.-P. Li and Y. Nishihara, *Chem. – Eur. J.*, 2014, **20**, 2459–2462.
- 33 F. Monnier and M. Taillefer, *Angew. Chem., Int. Ed.*, 2009, **48**, 6954–6971.
- 34 C. Zhang, C. Tang and N. Jiao, *Chem. Soc. Rev.*, 2012, **41**, 3464–3484.
- 35 X. Chen, X.-S. Hao, C. E. Goodhue and J.-Q. Yu, *J. Am. Chem. Soc.*, 2006, **128**, 6790–6791.
- 36 (a) J. Srogl, J. Hývl, A. Révész and D. Schröder, *Chem. Commun.*, 2009, 3463–3465; (b) J. Hývl and J. Srogl, *Eur. J. Org. Chem.*, 2010, 2849–2851.
- 37 H. Deng, Z. Li, F. Ke and X. Zhou, *Chem. – Eur. J.*, 2012, **18**, 4840–4843.
- 38 A. Banerjee, S. Kumar Santra, S. K. Rout and B. K. Patel, *Tetrahedron*, 2013, **69**, 9096–9104.
- 39 S. Fukuzawa, E. Shimizu, Y. Atsumi, M. Haga and K. Ogata, *Tetrahedron Lett.*, 2009, **50**, 2374–2376.
- 40 S. Zhang, P. Qian, M. Zhang, M. Hu and J. Cheng, *J. Org. Chem.*, 2010, **75**, 6732–6735.
- 41 S. Ranjit, R. Lee, D. Heryadi, C. Shen, J. Wu, P. Zhang, K. Huang and X. Liu, *J. Org. Chem.*, 2011, **76**, 8999–9007.
- 42 A. Zhou, X. Liu, K. Yang, S. Zhao and Y. Liang, *Org. Biomol. Chem.*, 2011, **9**, 5456–5462.
- 43 J. Cheng, C. Yi, T.-J. Liu and C. Lee, *Chem. Commun.*, 2012, **48**, 8440–8442.
- 44 C. Yu, C. Zhang and X. Shi, *Eur. J. Org. Chem.*, 2012, 1953–1959.
- 45 C. Dai, Z. Xu, F. Huang, Z. Yu and Y. Gao, *J. Org. Chem.*, 2012, **77**, 4414–4419.
- 46 C.-P. Zhang and D. A. Vicic, *J. Am. Chem. Soc.*, 2012, **134**, 183–185.
- 47 C. Chen, Y. Xie, L. Chu, R.-W. Wang, X. Zhang and F.-L. Qing, *Angew. Chem., Int. Ed.*, 2012, **51**, 2492–2495.
- 48 L. D. Tran, I. Popov and O. Daugulis, *J. Am. Chem. Soc.*, 2012, **134**, 18237–18240.
- 49 L. M. Huffman and S. S. Stahl, *J. Am. Chem. Soc.*, 2008, **130**, 9196–9197.
- 50 D. Alves, R. G. Lara, M. E. Contreira, C. S. Radatz, L. F. B. Duarte and G. Perin, *Tetrahedron Lett.*, 2012, **53**, 3364–3368.
- 51 Z. Wu, H. Song, X. Cui, C. Pi, W. Du and Y. Wu, *Org. Lett.*, 2013, **15**, 1270–1273.
- 52 M. Arisawa, K. Fujimoto, S. Morinaka and M. Yamaguchi, *J. Am. Chem. Soc.*, 2005, **127**, 12226–12227.
- 53 M. Arisawa, K. Suwa and M. Yamaguchi, *Org. Lett.*, 2009, **11**, 625–627.
- 54 M. Arisawa, F. Toriyama and M. Yamaguchi, *Tetrahedron Lett.*, 2011, **52**, 2344–2347.
- 55 Y.-X. Yang, W. Hou, L.-H. Qin, J.-J. Du, H.-J. Feng, B. Zhou and Y.-C. Li, *Chem. – Eur. J.*, 2014, **20**, 416–420.
- 56 J. M. R. Narayanam and C. R. J. Stephenson, *Chem. Soc. Rev.*, 2011, **40**, 102–113.
- 57 Y. Cheng, J. Yang, Y. Qu and P. Li, *Org. Lett.*, 2012, **14**, 98–101.
- 58 O. Saidi, J. Marae, A. E. W. Ledger, P. Liu, M. F. Mahon, G. Kociok-Köhn, M. K. Whittlesey and C. G. Frost, *J. Am. Chem. Soc.*, 2011, **133**, 19298–19301.
- 59 M. Chen, Z.-T. Huang and Q.-Y. Zheng, *Chem. Commun.*, 2012, **48**, 11686–11688.
- 60 C.-L. Sun, B.-J. Li and Z.-J. Shi, *Chem. Rev.*, 2011, **111**, 1293–1314.
- 61 H. Wang, L. Wang, J. Shang, X. Li, H. Wang, J. Gui and A. Lei, *Chem. Commun.*, 2012, **48**, 76–78.
- 62 A. Studer and D. P. Curran, *Angew. Chem., Int. Ed.*, 2011, **50**, 5018–5022.
- 63 R. Cano, D. J. Ramón and M. Yus, *J. Org. Chem.*, 2011, **76**, 654–660.
- 64 Q. Xiao, L. Tian, R. Tan, Y. Xia, D. Qiu, Y. Zhang and J. Wang, *Org. Lett.*, 2012, **14**, 4230–4233.
- 65 S. Yanagisawa, K. Ueda, T. Taniguchi and K. Itami, *Org. Lett.*, 2008, **10**, 4673–4676.
- 66 (a) C. Sun, H. Li, D. Yu, M. Yu, X. Zhou, X. Lu, K. Huang, S. Zheng, B. Li and Z. Shi, *Nat. Chem.*, 2010, **2**, 1044–1049; (b) W. Liu, H. Cao, H. Zhang, H. Zhang, K. Chung, C. He, H. Wang, F. Y. Kwong and A. Lei, *J. Am. Chem. Soc.*, 2010, **132**, 16737–16740.
- 67 R. Tang, Y. Xie, Y. Xie, J. Xiang and J. Li, *Chem. Commun.*, 2011, **47**, 12867–12869.
- 68 S.-R. Guo, Y.-Q. Yuan and J.-N. Xiang, *Org. Lett.*, 2014, **15**, 4654–4657.
- 69 W. Ge and Y. Wei, *Green Chem.*, 2012, **14**, 2066–2070.
- 70 Y.-P. Zhu, M. Lian, F.-C. Jia, M.-C. Liu, J.-J. Yuan, Q.-H. Gao and A.-X. Wu, *Chem. Commun.*, 2012, **48**, 9086–9088.
- 71 Y.-P. Zhu, F.-C. Jia, M.-C. Liu and A.-X. Wu, *Org. Lett.*, 2014, **14**, 4414–4417.
- 72 Y.-F. Liao, P.-C. Jiang, S.-P. Chen, H.-R. Qi and G.-J. Deng, *Green Chem.*, 2013, **15**, 3302–3306.
- 73 F.-H. Xiao, H. Xie, S.-W. Liu and G.-J. Deng, *Adv. Synth. Catal.*, 2014, **356**, 364–368.

- 74 H. W. Pinnick, M. A. Reynolds, R. T. McDonald Jr and W. D. Brewster, *J. Org. Chem.*, 1980, **45**, 930–932.
- 75 C. Chen, L.-L. Chu and F. Qing, *J. Am. Chem. Soc.*, 2012, **134**, 12454–12457.
- 76 L. Zou, J. Reball, J. Mottweiler and C. Bolm, *Chem. Commun.*, 2012, **48**, 11307–11309.
- 77 X. Shao, X. Wang, T. Yang, L. Lu and Q. Shen, *Angew. Chem., Int. Ed.*, 2013, **52**, 3457–3460.
- 78 P. Sang, Z.-K. Chen, J.-W. Zou and Y.-H. Zhang, *Green Chem.*, 2013, **15**, 2096–2100.
- 79 C. D. Prasad, S. J. Balkrishna, A. Kumar, B. S. Bhakuni, K. Shrimali, S. Biswas and S. Kumar, *J. Org. Chem.*, 2013, **78**, 1434–1443.
- 80 Q. Wu, D.-B. Zhao, X.-R. Qin, J.-B. Lan and J.-S. You, *Chem. Commun.*, 2011, **47**, 9188–9190.
- 81 Y.-F. Liao, H.-R. Qi, S.-P. Chen, P.-C. Jiang, W. Zhou and G.-J. Deng, *Org. Lett.*, 2012, **14**, 6004–6007.
- 82 N. Rodríguez and L. J. Goossen, *Chem. Soc. Rev.*, 2011, **40**, 5030–5048.
- 83 (a) M. Nilsson, *Acta Chem. Scand.*, 1966, **20**, 423–426; (b) M. Nilsson and C. Ullenius, *Acta Chem. Scand.*, 1968, **22**, 1998–2002.
- 84 (a) A. G. Myers, D. Tanaka and M. R. Mannion, *J. Am. Chem. Soc.*, 2002, **124**, 11250–11251; (b) D. Tanaka and A. G. Myers, *Org. Lett.*, 2004, **6**, 433–436.
- 85 L. J. Goossen, G. Deng and L. M. Levy, *Science*, 2006, **313**, 662–664.
- 86 (a) W. Jia and N. Jiao, *Org. Lett.*, 2010, **12**, 2000–2003; (b) P. Hu, Y. Shang and W. Su, *Angew. Chem., Int. Ed.*, 2012, **51**, 5945–5949.
- 87 Z. Duan, S. Ranjit, P. Zhang and X. Liu, *Chem. – Eur. J.*, 2009, **15**, 3666–3669.
- 88 (a) S. Ranjit, Z. Duan, P. Zhang and X. Liu, *Org. Lett.*, 2010, **12**, 4134–4136; (b) S. N. Riduan, J. Y. Ying and Y. Zhang, *Org. Lett.*, 2012, **14**, 1780–1783.
- 89 J. M. Becht and C. L. Drian, *J. Org. Chem.*, 2011, **76**, 6327–6330.
- 90 A. Balanta, C. Godard and C. Claver, *Chem. Soc. Rev.*, 2011, **40**, 4973–4985.
- 91 J. C. Garcia-Martinez, R. Lezutekong and R. M. Crooks, *J. Am. Chem. Soc.*, 2005, **127**, 5097–5103.
- 92 G. A. Somorjai and R. M. Rioux, *Catal. Today*, 2005, **100**, 201–215.
- 93 C. Jiang, S. Ranjit, Z. Duan, Y. L. Zhong, K. P. Loh, C. Zhang and X. Liu, *Nanoscale*, 2009, **1**, 391–394.
- 94 L. T. Ball, G. C. Lloyd-Jones and C. A. Russell, *Science*, 2012, **337**, 1644–1648.
- 95 A. R. Rosario, K. K. Casola, C. E. S. Oliveira and G. Zeni, *Adv. Synth. Catal.*, 2013, **355**, 2960–2966.